

JOHN A. LOGAN COLLEGE

FY 2017 – FY 2018

*John A. Logan College - Program Data
1-Year Certificate of Achievement*



1-Year Certificate of Achievement

Accounting

CIP Code: *52.0301*

Curriculum Code: *00ACC0063*



Accounting

Summer 2017

CIP Code: 52.0301

Curriculum Code: 00ACC0063

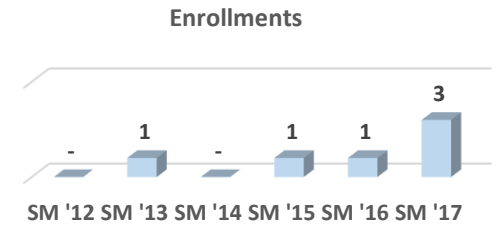
Program: CER

Total Enrollment:	3 100.0%	Male:	2 66.7%	FT:	3 100.0%	Avg Age:	21.8
Minority:		Female:	1 33.3%	PT:		Feeder Enrl:	2 66.7%

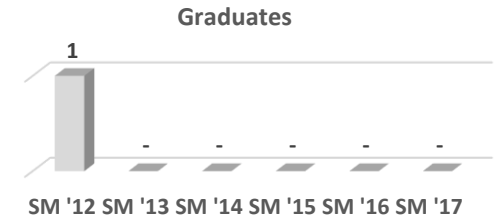
Feeder H.S. Enrollees	#	%
Carbondale		
Carterville		
Crab Orchard		
DuQuoin		
Elverado		
Herrin		
Johnston City		
Marion	1	33.3%
Murphysboro	1	33.3%
West Frankfort		
Trico		
Feeder H.S. Total	2	66.7%
Agape Christian	1	33.3%
GED		

Age	#	%
<= 17		
18-20	1	33.3%
21-25	2	66.7%
26-30		
31-40		
41-50		
51-60		
61-70		
71-80		
81+		
Unk		
Total	3	100.0%
Avg	21.8	
<21	1	33.3%
>=60		

Enrollments	#
SM '12	-
SM '13	1
SM '14	-
SM '15	1
SM '16	1
SM '17	3



Graduates	#
SM '12	1
SM '13	-
SM '14	-
SM '15	-
SM '16	-
SM '17	-



Demographics	Male				Female				Grand Total										
	Full-time		Part-time		Male Total		Full-time		Part-time		Female Total		Full-time		Part-time		Grand Total		
	#	%	#	%	#	%	#	%	#	%	#	%	#	%	#	%	#	%	
Asian																			
American Indian / Alaskan Native																			
Black or African American																			
Hispanic																			
White	2	66.7%			2	66.7%	1	33.3%			1	33.3%	3	100.0%			3	100.0%	
Native Hawaiian or Pacific Islander																			
Unknown																			
Totals	2	66.7%			2	66.7%	1	33.3%			1	33.3%	3	100.0%			3	100.0%	



Accounting

Fall 2017

CIP Code: 52.0301

Curriculum Code: 00ACC0063

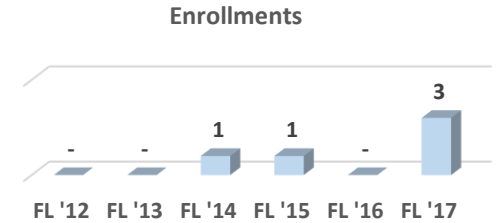
Program: CER

Total Enrollment:	3	100.0%	Male:	1	33.3%	FT:	1	33.3%	Avg Age:	21.5	
Minority:			Female:	2	66.7%	PT:	2	66.7%	Feeder Enrl:	1	33.3%

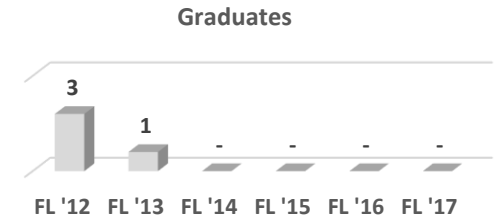
Feeder H.S. Enrollees	#	%
Carbondale		
Carterville	1	33.3%
Crab Orchard		
DuQuoin		
Elverado		
Herrin		
Johnston City	#####	
Marion		
Murphysboro		
West Frankfort		
Trico		
Feeder H.S. Total	1	33.3%
Agape Christian	1	33.3%
GED		

Age	#	%
<= 17		
18-20	1	33.3%
21-25	2	66.7%
26-30		
31-40		
41-50		
51-60		
61-70		
71-80		
81+		
Unk		
Total	3	100.0%
Avg	21.5	
<21	1	33.3%
>=60		

Enrollments	#
FL '12	-
FL '13	-
FL '14	1
FL '15	1
FL '16	-
FL '17	3



Graduates	#
FL '12	3
FL '13	1
FL '14	-
FL '15	-
FL '16	-
FL '17	-



Demographics	Male				Female				Grand Total										
	Full-time		Part-time		Male Total		Full-time		Part-time		Female Total		Full-time		Part-time		Grand Total		
	#	%	#	%	#	%	#	%	#	%	#	%	#	%	#	%	#	%	
Asian																			
American Indian / Alaskan Native																			
Black or African American																			
Hispanic																			
White	1	33.3%			1	33.3%			2	66.7%	2	66.7%	1	33.3%	2	66.7%	3	100.0%	
Native Hawaiian or Pacific Islander																			
Unknown																			
Totals	1	33.3%			1	33.3%			2	66.7%	2	66.7%	1	33.3%	2	66.7%	3	100.0%	



Accounting

Spring 2018

CIP Code: 52.0301

Curriculum Code: 00ACC0063

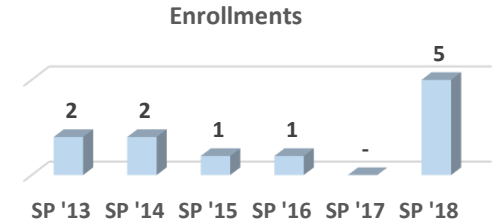
Program: CER

Total Enrollment:	5	100.0%	Male:	2	40.0%	FT:		Avg Age:	28.7	
Minority:	2	40.0%	Female:	3	60.0%	PT:	5	Feeder Enrl:	1	20.0%

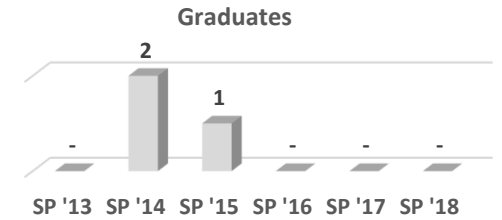
Feeder H.S. Enrollees	#	%
Carbondale		
Carterville	1	20.0%
Crab Orchard		
DuQuoin		
Elverado		
Herrin		
Johnston City		
Marion		
Murphysboro		
West Frankfort		
Trico		
Feeder H.S. Total	1	20.0%
Agape Christian	1	20.0%
GED		

Age	#	%
<= 17		
18-20	1	20.0%
21-25	3	60.0%
26-30		
31-40		
41-50		
51-60	1	20.0%
61-70		
71-80		
81+		
Unk		
Total	5	100.0%
Avg	28.7	
<21	1	20.0%
>=60		

Enrollments	#
SP '13	2
SP '14	2
SP '15	1
SP '16	1
SP '17	-
SP '18	5



Graduates	#
SP '13	-
SP '14	2
SP '15	1
SP '16	-
SP '17	-
SP '18	-



Demographics	Male				Female				Grand Total									
	Full-time		Part-time		Male Total		Full-time		Part-time		Female Total		Full-time		Part-time		Grand Total	
	#	%	#	%	#	%	#	%	#	%	#	%	#	%	#	%	#	%
Asian									1	20.0%	1	20.0%			1	20.0%	1	20.0%
American Indian / Alaskan Native																		
Black or African American									1	20.0%	1	20.0%			1	20.0%	1	20.0%
Hispanic																		
White			2	40.0%	2	40.0%			1	20.0%	1	20.0%			3	60.0%	3	60.0%
Native Hawaiian or Pacific Islander																		
Unknown																		
Totals			2	40.0%	2	40.0%			3	60.0%	3	60.0%			5	100.0%	5	100.0%

1-Year Certificate of Achievement

ASL/Deaf Studies

CIP Code: *16.1603*

Curriculum Code: *IPP 0192*



Total Enrollment: 1 100.0%

Male: 1 100.0%

FT: 1 100.0%

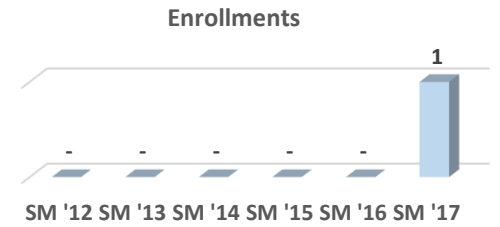
Avg Age: 39.4

Minority: Female: 1 100.0% PT: 1 100.0% Feeder Enrl:

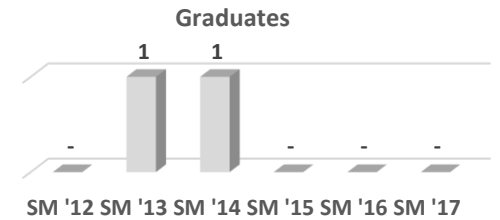
Feeder H.S. Enrollees	#	%
Carbondale		
Cartersville		
Crab Orchard		
DuQuoin		
Elverado		
Herrin		
Johnston City		
Marion		
Murphysboro		
West Frankfort		
Trico		
Feeder H.S. Total		
Agape Christian		
GED	1	100.0%

Age	#	%
<= 17		
18-20		
21-25		
26-30		
31-40	1	100.0%
41-50		
51-60		
61-70		
71-80		
81+		
Unk		
Total	1	100.0%
Avg	39.4	
<21		
>60		

Enrollments	#
SM '12	-
SM '13	-
SM '14	-
SM '15	-
SM '16	-
SM '17	1



Graduates	#
SM '12	-
SM '13	1
SM '14	1
SM '15	-
SM '16	-
SM '17	-



Demographics	Male				Female				Grand Total										
	Full-time		Part-time		Male Total		Full-time		Part-time		Female Total		Full-time		Part-time		Grand Total		
	#	%	#	%	#	%	#	%	#	%	#	%	#	%	#	%	#	%	
Asian																			
American Indian / Alaskan Native																			
Black or African American																			
Hispanic																			
White								1	100.0%	1	100.0%					1	100.0%	1	100.0%
Native Hawaiian or Pacific Islander																			
Unknown																			
Totals								1	100.0%	1	100.0%					1	100.0%	1	100.0%



CIP Code: 16.1603

Curriculum Code: IPP 0192

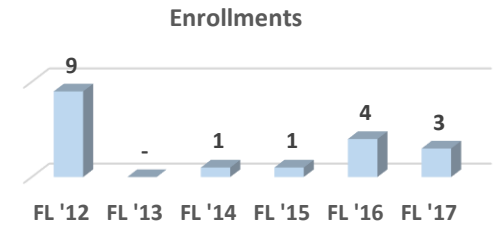
Program: CER

Total Enrollment:	3 100.0%	Male:	1 33.3%	FT:		Avg Age:	26.9
Minority:		Female:	2 66.7%	PT:	3 100.0%	Feeder Enrl:	

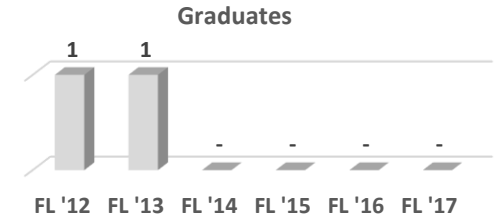
Feeder H.S. Enrollees	#	%
Carbondale		
Carterville		
Crab Orchard		
DuQuoin		
Elverado		
Herrin		
Johnston City		
Marion		
Murphysboro		
West Frankfort		
Trico		
Feeder H.S. Total		
Agape Christian		
GED	1	33.3%

Age	#	%
<= 17		
18-20	2	66.7%
21-25		
26-30		
31-40	1	33.3%
41-50		
51-60		
61-70		
71-80		
81+		
Unk		
Total	3	100.0%
Avg	26.9	
<21	2	66.7%
>60		

Enrollments	#
FL '12	9
FL '13	-
FL '14	1
FL '15	1
FL '16	4
FL '17	3



Graduates	#
FL '12	1
FL '13	1
FL '14	-
FL '15	-
FL '16	-
FL '17	-



Demographics	Male				Female				Grand Total									
	Full-time		Part-time		Male Total		Full-time		Part-time		Female Total		Full-time		Part-time		Grand Total	
	#	%	#	%	#	%	#	%	#	%	#	%	#	%	#	%	#	%
Asian																		
American Indian / Alaskan Native																		
Black or African American																		
Hispanic																		
White			1	33.3%	1	33.3%			1	33.3%	1	33.3%			2	66.7%	2	66.7%
Native Hawaiian or Pacific Islander																		
Unknown									1	33.3%	1	33.3%			1	33.3%	1	33.3%
Totals			1	33.3%	1	33.3%			2	66.7%	2	66.7%			3	100.0%	3	100.0%

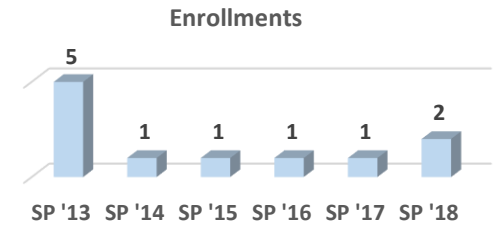


Total Enrollment:	2 100.0%	Male:	1 50.0%	FT:		Avg Age:	20.9
Minority:		Female:	1 50.0%	PT:	2 100.0%	Feeder Enrl:	


Feeder H.S. Enrollees	#	%
Carbondale		
Carterville		
Crab Orchard		
DuQuoin		
Elverado		
Herrin		
Johnston City		
Marion		
Murphysboro		
West Frankfort		
Trico		
Feeder H.S. Total		
Agape Christian		
GED		

Age	#	%
<= 17		
18-20	1	50.0%
21-25	1	50.0%
26-30		
31-40		
41-50		
51-60		
61-70		
71-80		
81+		
Unk		
Total	2	100.0%
Avg	20.9	
<21	1	50.0%
>60		

Enrollments	#
SP '13	5
SP '14	1
SP '15	1
SP '16	1
SP '17	1
SP '18	2



Graduates	#
SP '13	5
SP '14	6
SP '15	-
SP '16	-
SP '17	1
SP '18	-



Demographics	Male				Female				Grand Total										
	Full-time		Part-time		Male Total		Full-time		Part-time		Female Total		Full-time		Part-time		Grand Total		
	#	%	#	%	#	%	#	%	#	%	#	%	#	%	#	%	#	%	
Asian																			
American Indian / Alaskan Native																			
Black or African American																			
Hispanic																			
White			1	50.0%	1	50.0%									1	50.0%	1	50.0%	
Native Hawaiian or Pacific Islander																			
Unknown								1	50.0%	1	50.0%				1	50.0%	1	50.0%	
Totals			1	50.0%	1	50.0%			1	50.0%	1	50.0%			2	100.0%	2	100.0%	

1-Year Certificate of Achievement

Auto Collision Technology

CIP Code: 47.0603

Curriculum Code: AUT 0014



Auto Collision Technology

Summer 2017

CIP Code: 47.0603

Curriculum Code:

AUT 0014

Program:

CER

Total Enrollment: 3 100.0%

Male: 3 100.0%

FT:

Avg Age: 56.7

Minority:

Female:

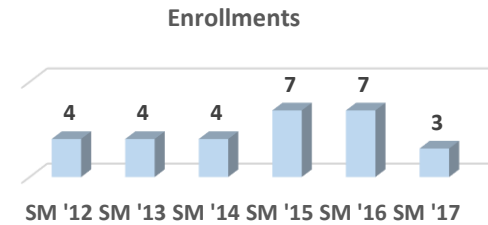
PT: 3 100.0%

Feeder Enrl:

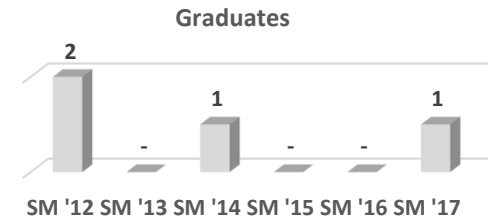
Feeder H.S. Enrollees	#	%
Carbondale		
Cartersville		
Crab Orchard		
DuQuoin		
Elverado		
Herrin		
Johnston City		
Marion		
Murphysboro		
West Frankfort		
Trico		
Feeder H.S. Total		
Agape Christian		
GED	1	33.3%

Age	#	%
<= 17		
18-20		
21-25		
26-30		
31-40	1	33.3%
41-50		
51-60		
61-70	2	66.7%
71-80		
81+		
Unk		
Total	3	100.0%
Avg	56.7	
<21		
>60	2	66.7%

Enrollments	#
SM '12	4
SM '13	4
SM '14	4
SM '15	7
SM '16	7
SM '17	3



Graduates	#
SM '12	2
SM '13	-
SM '14	1
SM '15	-
SM '16	-
SM '17	1



Demographics	Male				Female				Grand Total										
	Full-time		Part-time		Male Total		Full-time		Part-time		Female Total		Full-time		Part-time		Grand Total		
	#	%	#	%	#	%	#	%	#	%	#	%	#	%	#	%	#	%	
Asian																			
American Indian / Alaskan Native																			
Black or African American																			
Hispanic																			
White			2	66.7%	2	66.7%									2	66.7%	2	66.7%	
Native Hawaiian or Pacific Islander																			
Unknown			1	33.3%	1	33.3%									1	33.3%	1	33.3%	
Totals			3	100.0%	3	100.0%									3	100.0%	3	100.0%	



Auto Collision Technology

Fall 2017

CIP Code: 47.0603

Curriculum Code: AUT 0014

Program: CER

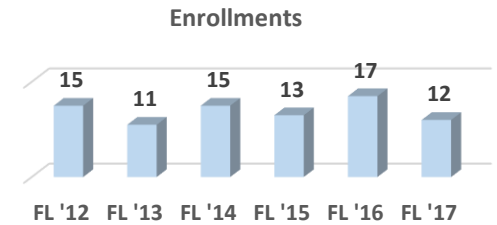
CER

Total Enrollment:	12	100.0%	Male:	11	91.7%	FT:	4	33.3%	Avg Age:	49.6	
Minority:	1	8.3%	Female:	1	8.3%	PT:	8	66.7%	Feeder Enrl:	2	16.7%

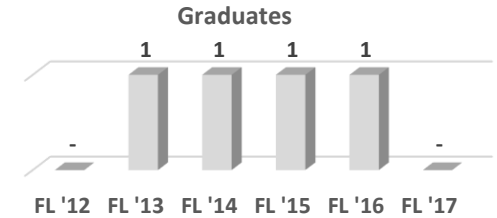
Feeder H.S. Enrollees	#	%
Carbondale		
Cartersville		
Crab Orchard		
DuQuoin		
Elverado		
Herrin		
Johnston City		
Marion	2	16.7%
Murphysboro		
West Frankfort		
Trico		
Feeder H.S. Total	2	16.7%
Agape Christian		
GED	1	8.3%

Age	#	%
<= 17		
18-20	2	16.7%
21-25	1	8.3%
26-30		
31-40	1	8.3%
41-50	1	8.3%
51-60	1	8.3%
61-70	4	33.3%
71-80	1	8.3%
81+		
Unk	1	8.3%
Total	12	100.0%
Avg	49.6	
<21	2	16.7%
>60	5	41.7%

Enrollments	#
FL '12	15
FL '13	11
FL '14	15
FL '15	13
FL '16	17
FL '17	12



Graduates	#
FL '12	-
FL '13	1
FL '14	1
FL '15	1
FL '16	1
FL '17	-



Demographics	Male				Female				Grand Total										
	Full-time		Part-time		Male Total		Full-time		Part-time		Female Total		Full-time		Part-time		Grand Total		
	#	%	#	%	#	%	#	%	#	%	#	%	#	%	#	%	#	%	
Asian																			
American Indian / Alaskan Native																			
Black or African American																			
Hispanic			1	8.3%	1	8.3%									1	8.3%	1	8.3%	
White	4	33.3%	5	41.7%	9	75.0%			1	8.3%	1	8.3%	4	33.3%	6	50.0%	10	83.3%	
Native Hawaiian or Pacific Islander																			
Unknown			1	8.3%	1	8.3%									1	8.3%	1	8.3%	
Totals	4	33.3%	7	58.3%	11	91.7%			1	8.3%	1	8.3%	4	33.3%	8	66.7%	12	100.0%	



Auto Collision Technology

Spring 2018

CIP Code: 47.0603

Curriculum Code: AUT 0014

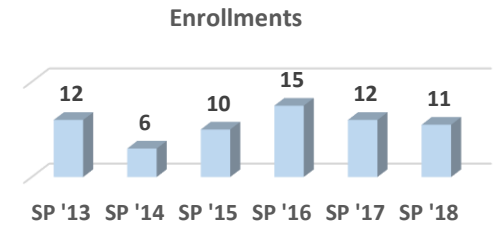
Program: CER

Total Enrollment:	11	100.0%	Male:	10	90.9%	FT:	3	27.3%	Avg Age:	56.2	
Minority:	1	9.1%	Female:	1	9.1%	PT:	8	72.7%	Feeder Enrl:	1	9.1%

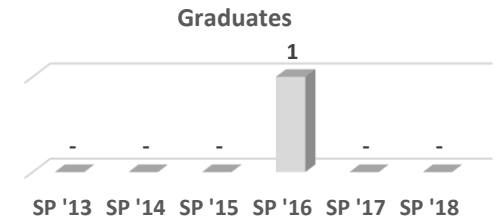
Feeder H.S. Enrollees	#	%
Carbondale		
Carterville		
Crab Orchard		
DuQuoin		
Elverado		
Herrin		
Johnston City		
Marion	1	9.1%
Murphysboro		
West Frankfort		
Trico		
Feeder H.S. Total	1	9.1%
Agape Christian		
GED		

Age	#	%
<= 17		
18-20	1	9.1%
21-25	1	9.1%
26-30		
31-40		
41-50	1	9.1%
51-60	1	9.1%
61-70	6	54.5%
71-80	1	9.1%
81+		
Unk		
Total	11	100.0%
Avg	56.2	
<21	1	9.1%
>60	7	63.6%

Enrollments	#
SP '13	12
SP '14	6
SP '15	10
SP '16	15
SP '17	12
SP '18	11



Graduates	#
SP '13	-
SP '14	-
SP '15	-
SP '16	1
SP '17	-
SP '18	-



Demographics	Male				Female				Grand Total										
	Full-time		Part-time		Male Total		Full-time		Part-time		Female Total		Full-time		Part-time		Grand Total		
	#	%	#	%	#	%	#	%	#	%	#	%	#	%	#	%	#	%	
Asian																			
American Indian / Alaskan Native																			
Black or African American																			
Hispanic	1	9.1%			1	9.1%							1	9.1%			1	9.1%	
White	2	18.2%	6	54.5%	8	72.7%			1	9.1%	1	9.1%	2	18.2%	7	63.6%	9	81.8%	
Native Hawaiian or Pacific Islander																			
Unknown			1	9.1%	1	9.1%									1	9.1%	1	9.1%	
Totals	3	27.3%	7	63.6%	10	90.9%			1	9.1%	1	9.1%	3	27.3%	8	72.7%	11	100.0%	

1-Year Certificate of Achievement

Auto Services Technology

CIP Code: *47.0604*

Curriculum Code: *00AST0052*



Auto Services Technology

Summer 2017

CIP Code: 47.0604

Curriculum Code: 00AST0052

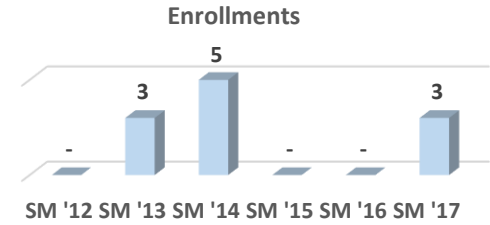
Program: CER

Total Enrollment:	3 100.0%	Male:	3 100.0%	FT:	2 66.7%	Avg Age:	24.6
Minority:		Female:		PT:	1 33.3%	Feeder Enrl:	2 66.7%

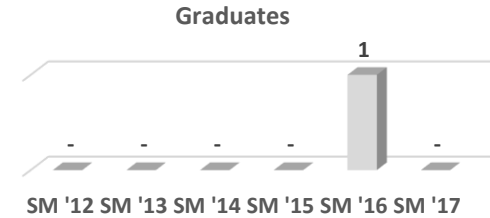
Feeder H.S. Enrollees	#	%
Carbondale	1	33.3%
Carterville	1	33.3%
Crab Orchard		
DuQuoin		
Elverado		
Herrin		
Johnston City		
Marion		
Murphysboro		
West Frankfort		
Trico		
Feeder H.S. Total	2	66.7%
Agape Christian		
GED		

Age	#	%
<= 17		
18-20	1	33.3%
21-25	1	33.3%
26-30		
31-40	1	33.3%
41-50		
51-60		
61-70		
71-80		
81+		
Unk		
Total	3	100.0%
Avg	24.6	
<21	1	33.3%
>60		

Enrollments	#
SM '12	-
SM '13	3
SM '14	5
SM '15	-
SM '16	-
SM '17	3



Graduates	#
SM '12	-
SM '13	-
SM '14	-
SM '15	-
SM '16	1
SM '17	-



Demographics	Male				Female				Grand Total									
	Full-time		Part-time		Male Total		Full-time		Part-time		Female Total		Full-time		Part-time		Grand Total	
	#	%	#	%	#	%	#	%	#	%	#	%	#	%	#	%	#	%
Asian																		
American Indian / Alaskan Native																		
Black or African American																		
Hispanic																		
White	1	33.3%	1	33.3%	2	66.7%							1	33.3%	1	33.3%	2	66.7%
Native Hawaiian or Pacific Islander																		
Unknown	1	33.3%			1	33.3%							1	33.3%			1	33.3%
Totals	2	66.7%	1	33.3%	3	100.0%							2	66.7%	1	33.3%	3	100.0%



Auto Services Technology

Fall 2017

CIP Code: 47.0604

Curriculum Code: 00AST0052

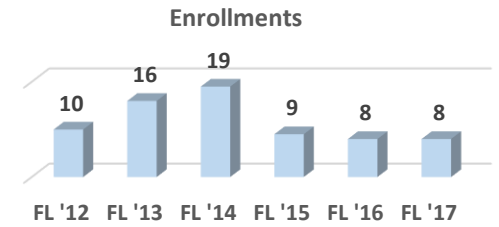
Program: CER

Total Enrollment:	8	100.0%	Male:	7	87.5%	FT:	6	75.0%	Avg Age:	29.5	
Minority:	1	12.5%	Female:	1	12.5%	PT:	2	25.0%	Feeder Enrl:	5	62.5%

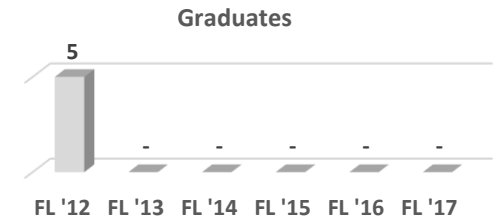
Feeder H.S. Enrollees	#	%
Carbondale	3	37.5%
Carterville	1	12.5%
Crab Orchard		
DuQuoin		
Elverado		
Herrin		
Johnston City		
Marion		
Murphysboro	1	12.5%
West Frankfort		
Trico		
Feeder H.S. Total	5	62.5%
Agape Christian		
GED		

Age	#	%
<= 17		
18-20	3	37.5%
21-25	2	25.0%
26-30		
31-40	2	25.0%
41-50		
51-60		
61-70	1	12.5%
71-80		
81+		
Unk		
Total	8	100.0%
Avg	29.5	
<21	3	37.5%
>60	1	12.5%

Enrollments	#
FL '12	10
FL '13	16
FL '14	19
FL '15	9
FL '16	8
FL '17	8



Graduates	#
FL '12	5
FL '13	-
FL '14	-
FL '15	-
FL '16	-
FL '17	-



Demographics	Male				Female				Grand Total										
	Full-time		Part-time		Male Total		Full-time		Part-time		Female Total		Full-time		Part-time		Grand Total		
	#	%	#	%	#	%	#	%	#	%	#	%	#	%	#	%	#	%	
Asian																			
American Indian / Alaskan Native																			
Black or African American	1	12.5%			1	12.5%							1	12.5%			1	12.5%	
Hispanic																			
White	4	50.0%	1	12.5%	5	62.5%	1	12.5%			1	12.5%	5	62.5%	1	12.5%	6	75.0%	
Native Hawaiian or Pacific Islander																			
Unknown			1	12.5%	1	12.5%									1	12.5%	1	12.5%	
Totals	5	62.5%	2	25.0%	7	87.5%	1	12.5%			1	12.5%	6	75.0%	2	25.0%	8	100.0%	



Auto Services Technology

Spring 2018

CIP Code: 47.0604

Curriculum Code: 00AST0052

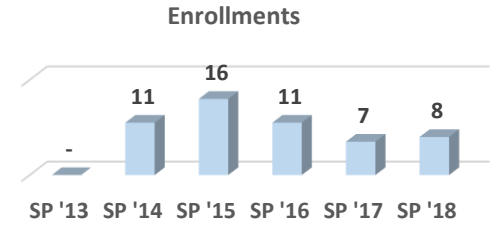
Program: CER

Total Enrollment:	8 100.0%	Male:	8 100.0%	FT:	4 50.0%	Avg Age:	25.7
Minority:		Female:		PT:	4 50.0%	Feeder Enrl:	7 87.5%

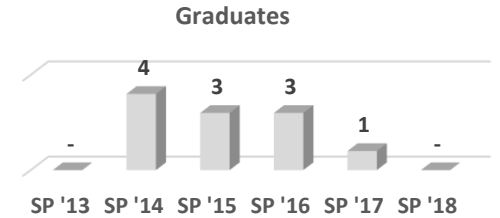
Feeder H.S. Enrollees	#	%
Carbondale	2	25.0%
Carterville	2	25.0%
Crab Orchard		
DuQuoin		
Elverado	1	12.5%
Herrin	1	12.5%
Johnston City		
Marion		
Murphysboro	1	12.5%
West Frankfort		
Trico		
Feeder H.S. Total	7	87.5%
Agape Christian		
GED		

Age	#	%
<= 17		
18-20	6	75.0%
21-25	1	12.5%
26-30		
31-40		
41-50		
51-60		
61-70	1	12.5%
71-80		
81+		
Unk		
Total	8	100.0%
Avg	25.7	
<21	6	75.0%
>60	1	12.5%

Enrollments	#
SP '13	-
SP '14	11
SP '15	16
SP '16	11
SP '17	7
SP '18	8



Graduates	#
SP '13	-
SP '14	4
SP '15	3
SP '16	3
SP '17	1
SP '18	-



Demographics	Male				Female				Grand Total										
	Full-time		Part-time		Male Total		Full-time		Part-time		Female Total		Full-time		Part-time		Grand Total		
	#	%	#	%	#	%	#	%	#	%	#	%	#	%	#	%	#	%	
Asian																			
American Indian / Alaskan Native																			
Black or African American																			
Hispanic																			
White	4	50.0%	3	37.5%	7	87.5%							4	50.0%	3	37.5%	7	87.5%	
Native Hawaiian or Pacific Islander																			
Unknown			1	12.5%	1	12.5%									1	12.5%	1	12.5%	
Totals	4	50.0%	4	50.0%	8	100.0%							4	50.0%	4	50.0%	8	100.0%	

1-Year Certificate of Achievement

Bookkeeping - Clerical Studies

CIP Code: 52.0302

Curriculum Code: 00BUS0053



Bookkeeping - Clerical Studies

Summer 2017

CIP Code: 52.0302

Curriculum Code: 00BUS0053

Program: CER

Total Enrollment:

Male:

FT:

Avg Age:

Minority:

Female:

PT:

Feeder Enrl:

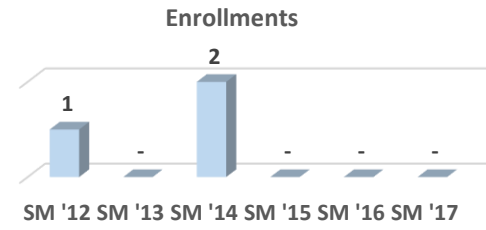
Feeder H.S. Enrollees

#	%
Carbondale	
Carterville	
Crab Orchard	
DuQuoin	
Elverado	
Herrin	
Johnston City	
Marion	
Murphysboro	
West Frankfort	
Trico	
Feeder H.S. Total	
Agape Christian	
GED	

Age	#	%
<= 17		
18-20		
21-25		
26-30		
31-40		
41-50		
51-60		
61-70		
71-80		
81+		
Unk		
Total		
Avg		
<21		
>60		

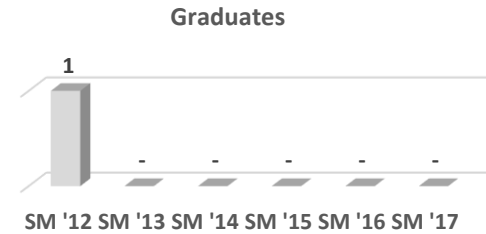
Enrollments

SM '12	1
SM '13	-
SM '14	2
SM '15	-
SM '16	-
SM '17	-



Graduates

SM '12	1
SM '13	-
SM '14	-
SM '15	-
SM '16	-
SM '17	-



Demographics	Male				Female				Grand Total										
	Full-time		Part-time		Male Total		Full-time		Part-time		Female Total		Full-time		Part-time		Grand Total		
	#	%	#	%	#	%	#	%	#	%	#	%	#	%	#	%	#	%	
Asian																			
American Indian / Alaskan Native																			
Black or African American																			
Hispanic																			
White																			
Native Hawaiian or Pacific Islander																			
Unknown																			
Totals																			



Bookkeeping - Clerical Studies

Fall 2017

CIP Code: 52.0302

Curriculum Code: 00BUS0053

Program: CER

Total Enrollment:

Male:

FT:

Avg Age:

Minority:

Female:

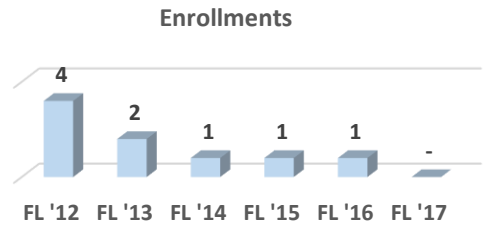
PT:

Feeder Enrl:

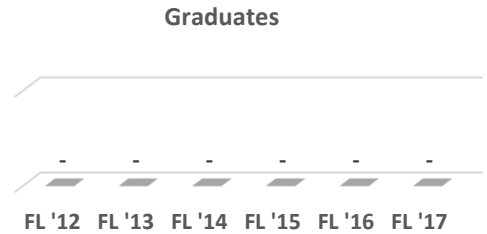
Feeder H.S. Enrollees	#	%
Carbondale		
Cartersville		
Crab Orchard		
DuQuoin		
Elverado		
Herrin		
Johnston City		
Marion		
Murphysboro		
West Frankfort		
Trico		
Feeder H.S. Total		
Agape Christian		
GED		

Age	#	%
<= 17		
18-20		
21-25		
26-30		
31-40		
41-50		
51-60		
61-70		
71-80		
81+		
Unk		
Total		
Avg		
<21		
>60		

Enrollments	#
FL '12	4
FL '13	2
FL '14	1
FL '15	1
FL '16	1
FL '17	-



Graduates	#
FL '12	-
FL '13	-
FL '14	-
FL '15	-
FL '16	-
FL '17	-



Demographics	Male				Female				Grand Total										
	Full-time		Part-time		Male Total		Full-time		Part-time		Female Total		Full-time		Part-time		Grand Total		
	#	%	#	%	#	%	#	%	#	%	#	%	#	%	#	%	#	%	
Asian																			
American Indian / Alaskan Native																			
Black or African American																			
Hispanic																			
White																			
Native Hawaiian or Pacific Islander																			
Unknown																			
Totals																			



Bookkeeping - Clerical Studies

Spring 2018

CIP Code: 52.0302

Curriculum Code: 00BUS0053

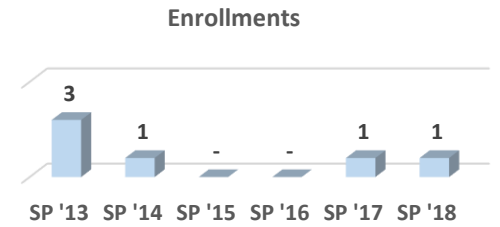
Program: CER

Total Enrollment:	1	100.0%	Male:		FT:	1	100.0%	Avg Age:	29.8	
Minority:			Female:	1	PT:			Feeder Enrl:	1	100.0%

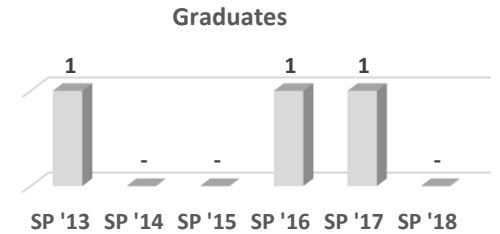
Feeder H.S. Enrollees	#	%
Carbondale	1	100.0%
Carterville		
Crab Orchard		
DuQuoin		
Elverado		
Herrin		
Johnston City		
Marion		
Murphysboro		
West Frankfort		
Trico		
Feeder H.S. Total	1	100.0%
Agape Christian		
GED		

Age	#	%
<= 17		
18-20		
21-25		
26-30	1	100.0%
31-40		
41-50		
51-60		
61-70		
71-80		
81+		
Unk		
Total	1	100.0%
Avg	29.8	
<21		
>60		

Enrollments	#
SP '13	3
SP '14	1
SP '15	-
SP '16	-
SP '17	1
SP '18	1



Graduates	#
SP '13	1
SP '14	-
SP '15	-
SP '16	1
SP '17	1
SP '18	-



Demographics	Male				Female				Grand Total										
	Full-time		Part-time		Male Total		Full-time		Part-time		Female Total		Full-time		Part-time		Grand Total		
	#	%	#	%	#	%	#	%	#	%	#	%	#	%	#	%	#	%	
Asian																			
American Indian / Alaskan Native																			
Black or African American																			
Hispanic																			
White							1	100.0%				1	100.0%	1	100.0%			1	100.0%
Native Hawaiian or Pacific Islander																			
Unknown																			
Totals							1	100.0%				1	100.0%	1	100.0%			1	100.0%

1-Year Certificate of Achievement

Business Management

CIP Code: *52.0201*

Curriculum Code: *BUS 2007*



Business Management

Summer 2017

CIP Code: 52.0201

Curriculum Code:

BUS 2007

Program:

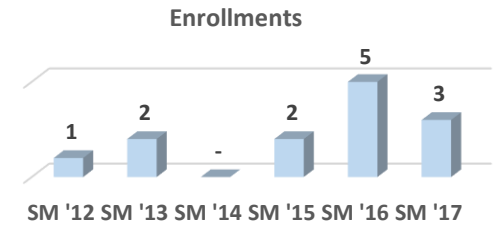
CER

Total Enrollment:	3	100.0%	Male:	1	33.3%	FT:	1	33.3%	Avg Age:	34.9	
Minority:	1	33.3%	Female:	2	66.7%	PT:	2	66.7%	Feeder Enrl:	1	33.3%

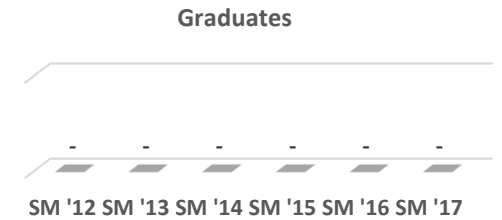
Feeder H.S. Enrollees	#	%
Carbondale		
Carterville	1	33.3%
Crab Orchard		
DuQuoin		
Elverado		
Herrin		
Johnston City		
Marion		
Murphysboro		
West Frankfort		
Trico		
Feeder H.S. Total	1	33.3%
Agape Christian		
GED		

Age	#	%
<= 17		
18-20		
21-25	1	33.3%
26-30		
31-40	1	33.3%
41-50		
51-60	1	33.3%
61-70		
71-80		
81+		
Unk		
Total	3	100.0%
Avg	34.9	
<21		
>60		

Enrollments	#
SM '12	1
SM '13	2
SM '14	-
SM '15	2
SM '16	5
SM '17	3



Graduates	#
SM '12	-
SM '13	-
SM '14	-
SM '15	-
SM '16	-
SM '17	-



Demographics	Male				Female				Grand Total										
	Full-time		Part-time		Male Total		Full-time		Part-time		Female Total		Full-time		Part-time		Grand Total		
	#	%	#	%	#	%	#	%	#	%	#	%	#	%	#	%	#	%	
Asian																			
American Indian / Alaskan Native																			
Black or African American							1	33.3%			1	33.3%	1	33.3%			1	33.3%	
Hispanic																			
White			1	33.3%	1	33.3%			1	33.3%	1	33.3%			2	66.7%	2	66.7%	
Native Hawaiian or Pacific Islander																			
Unknown																			
Totals			1	33.3%	1	33.3%	1	33.3%	1	33.3%	2	66.7%	1	33.3%	2	66.7%	3	100.0%	



Business Management

Fall 2017

CIP Code: 52.0201

Curriculum Code:

BUS 2007

Program:

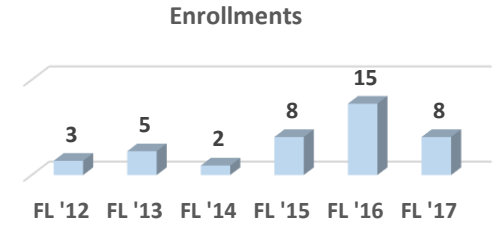
CER

Total Enrollment:	8	100.0%	Male:	5	62.5%	FT:	4	50.0%	Avg Age:	29.4	
Minority:	3	37.5%	Female:	3	37.5%	PT:	4	50.0%	Feeder Enrl:	4	50.0%

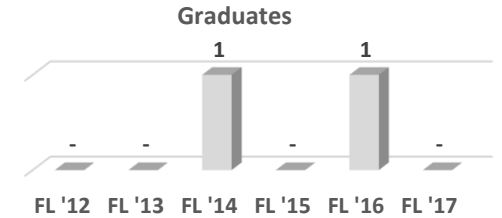
Feeder H.S. Enrollees	#	%
Carbondale	1	12.5%
Carterville	1	12.5%
Crab Orchard	1	12.5%
DuQuoin		
Elverado		
Herrin	1	12.5%
Johnston City		
Marion		
Murphysboro		
West Frankfort		
Trico		
Feeder H.S. Total	4	50.0%
Agape Christian		
GED	1	12.5%

Age	#	%
<= 17		
18-20	1	12.5%
21-25	3	37.5%
26-30	1	12.5%
31-40	2	25.0%
41-50		
51-60	1	12.5%
61-70		
71-80		
81+		
Unk		
Total	8	100.0%
Avg	29.4	
<21	1	12.5%
>60		

Enrollments	#
FL '12	3
FL '13	5
FL '14	2
FL '15	8
FL '16	15
FL '17	8



Graduates	#
FL '12	-
FL '13	-
FL '14	1
FL '15	-
FL '16	1
FL '17	-



Demographics	Male				Female				Grand Total											
	Full-time		Part-time		Male Total		Full-time		Part-time		Female Total		Full-time		Part-time		Grand Total			
	#	%	#	%	#	%	#	%	#	%	#	%	#	%	#	%	#	%		
Asian								1	12.5%			1	12.5%			1	12.5%	1	12.5%	
American Indian / Alaskan Native																				
Black or African American	2	25.0%			2	25.0%							2	25.0%			2	25.0%	2	25.0%
Hispanic																				
White	2	25.0%	1	12.5%	3	37.5%			2	25.0%			2	25.0%	3	37.5%	5	62.5%	5	62.5%
Native Hawaiian or Pacific Islander																				
Unknown																				
Totals	4	50.0%	1	12.5%	5	62.5%			3	37.5%			4	50.0%	4	50.0%	8	100.0%	8	100.0%



Business Management

Spring 2018

CIP Code: 52.0201

Curriculum Code:

BUS 2007

Program:

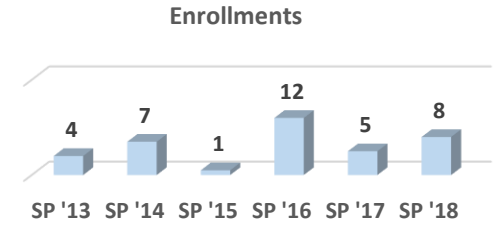
CER

Total Enrollment:	8	100.0%	Male:	4	50.0%	FT:	3	37.5%	Avg Age:	32.9	
Minority:	1	12.5%	Female:	4	50.0%	PT:	5	62.5%	Feeder Enrl:	5	62.5%

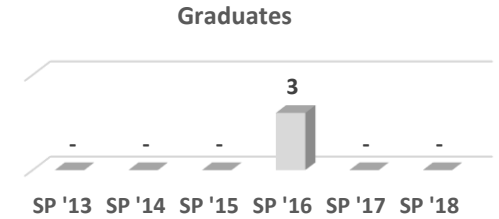
Feeder H.S. Enrollees	#	%
Carbondale		
Carterville		
Crab Orchard		
DuQuoin	1	12.5%
Elverado		
Herrin	1	12.5%
Johnston City		
Marion	2	25.0%
Murphysboro	1	12.5%
West Frankfort		
Trico		
Feeder H.S. Total	5	62.5%
Agape Christian		
GED	1	12.5%

Age	#	%
<= 17		
18-20	2	25.0%
21-25	1	12.5%
26-30	1	12.5%
31-40	3	37.5%
41-50		
51-60		
61-70	1	12.5%
71-80		
81+		
Unk		
Total	8	100.0%
Avg	32.9	
<21	2	25.0%
>60	1	12.5%

Enrollments	#
SP '13	4
SP '14	7
SP '15	1
SP '16	12
SP '17	5
SP '18	8



Graduates	#
SP '13	-
SP '14	-
SP '15	-
SP '16	3
SP '17	-
SP '18	-



Demographics	Male				Female				Grand Total										
	Full-time		Part-time		Male Total		Full-time		Part-time		Female Total		Full-time		Part-time		Grand Total		
	#	%	#	%	#	%	#	%	#	%	#	%	#	%	#	%	#	%	
Asian																			
American Indian / Alaskan Native																			
Black or African American	1	12.5%			1	12.5%							1	12.5%			1	12.5%	
Hispanic																			
White	2	25.0%	1	12.5%	3	37.5%			3	37.5%	3	37.5%	2	25.0%	4	50.0%	6	75.0%	
Native Hawaiian or Pacific Islander																			
Unknown									1	12.5%	1	12.5%			1	12.5%	1	12.5%	
Totals	3	37.5%	1	12.5%	4	50.0%			4	50.0%	4	50.0%	3	37.5%	5	62.5%	8	100.0%	

1-Year Certificate of Achievement

CNC Machinist

CIP Code: 48.0510

Curriculum Code: MAC 2014



CNC Machinist

CIP Code: 48.0510

Curriculum Code:

MAC 2014

Program:

CER

Summer 2017

Total Enrollment:
Minority:

Male:
Female:

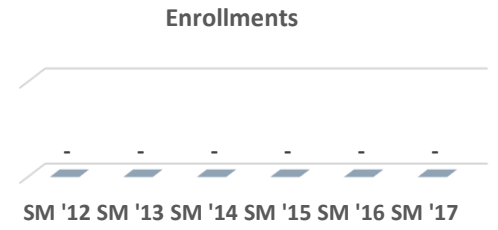
FT:
PT:

Avg Age:
Feeder Enrl:

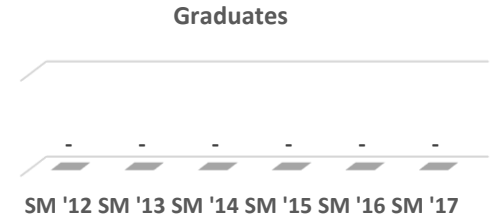
Feeder H.S. Enrollees	#	%
Carbondale		
Carterville		
Crab Orchard		
DuQuoin		
Elverado		
Herrin		
Johnston City		
Marion		
Murphysboro		
West Frankfort		
Trico		
Feeder H.S. Total		
Agape Christian		
GED		

Age	#	%
<= 17		
18-20		
21-25		
26-30		
31-40		
41-50		
51-60		
61-70		
71-80		
81+		
Unk		
Total		
Avg		
<21		
>60		

Enrollments	
SM '12	-
SM '13	-
SM '14	-
SM '15	-
SM '16	-
SM '17	-



Graduates	
SM '12	-
SM '13	-
SM '14	-
SM '15	-
SM '16	-
SM '17	-



Demographics	Male				Female				Grand Total										
	Full-time		Part-time		Male Total		Full-time		Part-time		Female Total		Full-time		Part-time		Grand Total		
	#	%	#	%	#	%	#	%	#	%	#	%	#	%	#	%	#	%	
Asian																			
American Indian / Alaskan Native																			
Black or African American																			
Hispanic																			
White																			
Native Hawaiian or Pacific Islander																			
Unknown																			
Totals																			



CNC Machinist

Fall 2017

CIP Code: 48.0510

Curriculum Code: MAC 2014

Program: CER

Program: CER

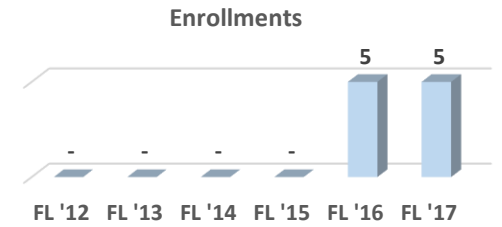
CER

Total Enrollment:	5	100.0%	Male:	5	100.0%	FT:	1	20.0%	Avg Age:	25.0	
Minority:	1	20.0%	Female:			PT:	4	80.0%	Feeder Enrl:	2	40.0%

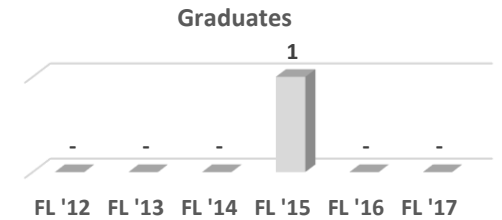
Feeder H.S. Enrollees	#	%
Carbondale		
Carterville		
Crab Orchard		
DuQuoin		
Elverado		
Herrin	1	20.0%
Johnston City		
Marion		
Murphysboro	1	20.0%
West Frankfort		
Trico		
Feeder H.S. Total	2	40.0%
Agape Christian		
GED		

Age	#	%
<= 17		
18-20		
21-25	3	60.0%
26-30	2	40.0%
31-40		
41-50		
51-60		
61-70		
71-80		
81+		
Unk		
Total	5	100.0%
Avg	25.0	
<21		
>60		

Enrollments	#
FL '12	-
FL '13	-
FL '14	-
FL '15	-
FL '16	5
FL '17	5



Graduates	#
FL '12	-
FL '13	-
FL '14	-
FL '15	1
FL '16	-
FL '17	-



Demographics	Male				Female				Grand Total										
	Full-time		Part-time		Male Total		Full-time		Part-time		Female Total		Full-time		Part-time		Grand Total		
	#	%	#	%	#	%	#	%	#	%	#	%	#	%	#	%	#	%	
Asian																			
American Indian / Alaskan Native																			
Black or African American			1	20.0%	1	20.0%									1	20.0%	1	20.0%	
Hispanic																			
White	1	20.0%	3	60.0%	4	80.0%							1	20.0%	3	60.0%	4	80.0%	
Native Hawaiian or Pacific Islander																			
Unknown																			
Totals	1	20.0%	4	80.0%	5	100.0%							1	20.0%	4	80.0%	5	100.0%	



CNC Machinist

Spring 2018

CIP Code: 48.0510

Curriculum Code: MAC 2014

Program: CER

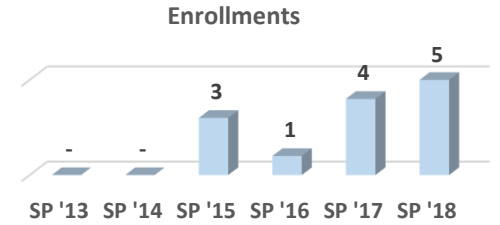
Program: CER

Total Enrollment:	5	100.0%	Male:	5	100.0%	FT:	2	40.0%	Avg Age:	29.5	
Minority:	1	20.0%	Female:			PT:	3	60.0%	Feeder Enrl:	2	40.0%

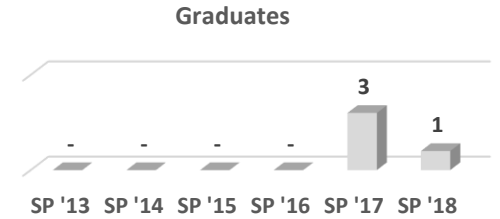
Feeder H.S. Enrollees	#	%
Carbondale		
Carterville		
Crab Orchard		
DuQuoin		
Elverado		
Herrin	1	20.0%
Johnston City		
Marion		
Murphysboro	1	20.0%
West Frankfort		
Trico		
Feeder H.S. Total	2	40.0%
Agape Christian		
GED	1	20.0%

Age	#	%
<= 17		
18-20		
21-25	2	40.0%
26-30	2	40.0%
31-40		
41-50	1	20.0%
51-60		
61-70		
71-80		
81+		
Unk		
Total	5	100.0%
Avg	29.5	
<21		
>60		

Enrollments	#
SP '13	-
SP '14	-
SP '15	3
SP '16	1
SP '17	4
SP '18	5



Graduates	#
SP '13	-
SP '14	-
SP '15	-
SP '16	-
SP '17	3
SP '18	1



Demographics	Male				Female				Grand Total									
	Full-time		Part-time		Male Total		Full-time		Part-time		Female Total		Full-time		Part-time		Grand Total	
	#	%	#	%	#	%	#	%	#	%	#	%	#	%	#	%	#	%
Asian																		
American Indian / Alaskan Native																		
Black or African American			1	20.0%	1	20.0%									1	20.0%	1	20.0%
Hispanic																		
White	2	40.0%	2	40.0%	4	80.0%							2	40.0%	2	40.0%	4	80.0%
Native Hawaiian or Pacific Islander																		
Unknown																		
Totals	2	40.0%	3	60.0%	5	100.0%							2	40.0%	3	60.0%	5	100.0%

1-Year Certificate of Achievement

Computer Information Systems

CIP Code: *11.0401*

Curriculum Code: *CIS 0401*



Computer Information Systems

Summer 2017

CIP Code: 11.0401

Curriculum Code: CIS 0401

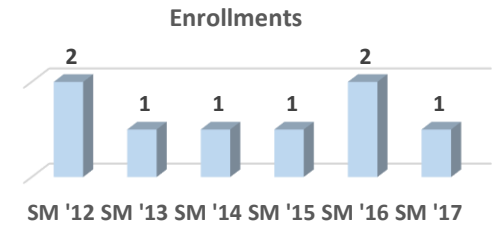
Program: CER

Total Enrollment:	1	100.0%	Male:	1	100.0%	FT:	1	100.0%	Avg Age:	30.8	
Minority:	1	100.0%	Female:			PT:			Feeder Enrl:	1	100.0%

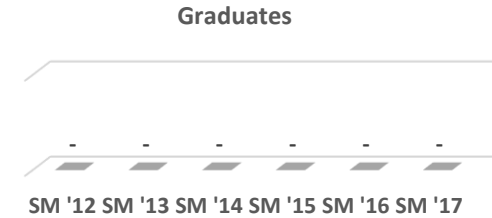
Feeder H.S. Enrollees	#	%
Carbondale		
Carterville		
Crab Orchard		
DuQuoin	1	100.0%
Elverado		
Herrin		
Johnston City		
Marion		
Murphysboro		
West Frankfort		
Trico		
Feeder H.S. Total	1	100.0%
Agape Christian		
GED		

Age	#	%
<= 17		
18-20		
21-25		
26-30	1	100.0%
31-40		
41-50		
51-60		
61-70		
71-80		
81+		
Unk		
Total	1	100.0%
Avg	30.8	
<21		
>60		

Enrollments	#
SM '12	2
SM '13	1
SM '14	1
SM '15	1
SM '16	2
SM '17	1



Graduates	#
SM '12	-
SM '13	-
SM '14	-
SM '15	-
SM '16	-
SM '17	-



Demographics	Male				Female				Grand Total										
	Full-time		Part-time		Male Total		Full-time		Part-time		Female Total		Full-time		Part-time		Grand Total		
	#	%	#	%	#	%	#	%	#	%	#	%	#	%	#	%	#	%	
Asian																			
American Indian / Alaskan Native																			
Black or African American	1	100.0%			1	100.0%							1	100.0%			1	100.0%	
Hispanic																			
White																			
Native Hawaiian or Pacific Islander																			
Unknown																			
Totals	1	100.0%			1	100.0%							1	100.0%			1	100.0%	



Computer Information Systems

Fall 2017

CIP Code: 11.0401

Curriculum Code:

CIS 0401

Program:

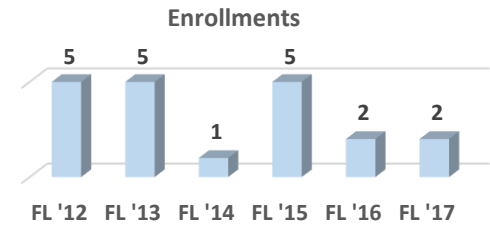
CER

Total Enrollment:	2	100.0%	Male:	2	100.0%	FT:	1	50.0%	Avg Age:	28.9	
Minority:	1	50.0%	Female:			PT:	1	50.0%	Feeder Enrl:	2	100.0%

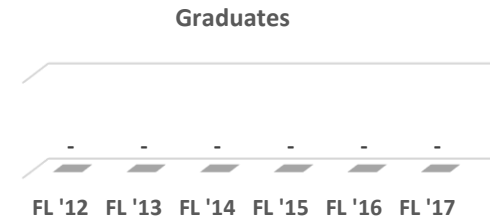
Feeder H.S. Enrollees	#	%
Carbondale		
Cartersville		
Crab Orchard		
DuQuoin	1	50.0%
Elverado		
Herrin		
Johnston City		
Marion		
Murphysboro		
West Frankfort	1	50.0%
Trico		
Feeder H.S. Total	2	100.0%
Agape Christian		
GED		

Age	#	%
<= 17		
18-20		
21-25		
26-30	2	100.0%
31-40		
41-50		
51-60		
61-70		
71-80		
81+		
Unk		
Total	2	100.0%
Avg	28.9	
<21		
>60		

Enrollments	#
FL '12	5
FL '13	5
FL '14	1
FL '15	5
FL '16	2
FL '17	2



Graduates	#
FL '12	-
FL '13	-
FL '14	-
FL '15	-
FL '16	-
FL '17	-



Demographics	Male				Female				Grand Total										
	Full-time		Part-time		Male Total		Full-time		Part-time		Female Total		Full-time		Part-time		Grand Total		
	#	%	#	%	#	%	#	%	#	%	#	%	#	%	#	%	#	%	
Asian																			
American Indian / Alaskan Native																			
Black or African American	1	50.0%			1	50.0%							1	50.0%			1	50.0%	
Hispanic																			
White			1	50.0%	1	50.0%									1	50.0%	1	50.0%	
Native Hawaiian or Pacific Islander																			
Unknown																			
Totals	1	50.0%	1	50.0%	2	100.0%							1	50.0%	1	50.0%	2	100.0%	



Computer Information Systems

Spring 2018

CIP Code: 11.0401

Curriculum Code:

CIS 0401

Program:

CER

Total Enrollment:

Male:

FT:

Avg Age:

Minority:

Female:

PT:

Feeder Enrl:

Feeder H.S. Enrollees

%

Carbondale		
Carterville		
Crab Orchard		
DuQuoin		
Elverado		
Herrin		
Johnston City		
Marion		
Murphysboro		
West Frankfort		
Trico		
Feeder H.S. Total		
Agape Christian		
GED		

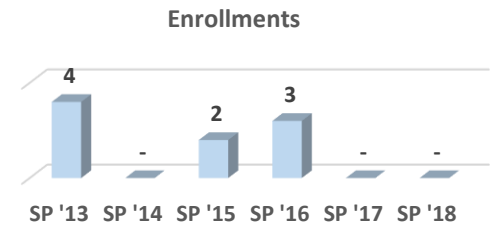
Age

%

<= 17		
18-20		
21-25		
26-30		
31-40		
41-50		
51-60		
61-70		
71-80		
81+		
Unk		
Total		
Avg		
<21		
>60		

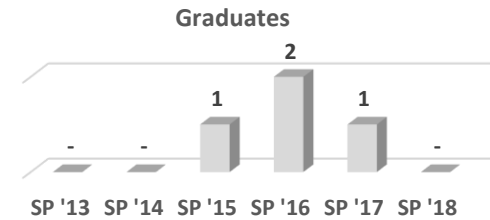
Enrollments

SP '13	4
SP '14	-
SP '15	2
SP '16	3
SP '17	-
SP '18	-



Graduates

SP '13	-
SP '14	-
SP '15	1
SP '16	2
SP '17	1
SP '18	-



Demographics	Male				Female				Grand Total										
	Full-time		Part-time		Male Total		Full-time		Part-time		Female Total		Full-time		Part-time		Grand Total		
	#	%	#	%	#	%	#	%	#	%	#	%	#	%	#	%	#	%	
Asian																			
American Indian / Alaskan Native																			
Black or African American																			
Hispanic																			
White																			
Native Hawaiian or Pacific Islander																			
Unknown																			
Totals																			

1-Year Certificate of Achievement

Cosmetology

CIP Code: *12.0401*

Curriculum Code: *00COS0056*



Cosmetology

CIP Code: 12.0401

Curriculum Code: 00COS0056

Program: CER

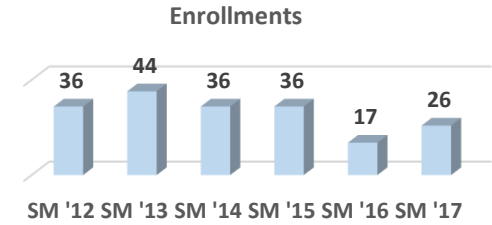
Summer 2017

Total Enrollment:	26	100.0%	Male:		FT:	2	7.7%	Avg Age:	25.3		
Minority:	5	19.2%	Female:	6	23.1%	PT:	24	92.3%	Feeder Enrl:	20	76.9%

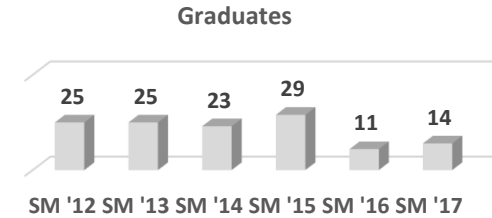
Feeder H.S. Enrollees	#	%
Carbondale	5	19.2%
Carterville	2	7.7%
Crab Orchard	2	7.7%
DuQuoin		
Elverado		
Herrin		
Johnston City	1	3.8%
Marion	4	15.4%
Murphysboro	3	11.5%
West Frankfort		
Trico	3	11.5%
Feeder H.S. Total	20	76.9%
Agape Christian		
GED	2	7.7%

Age	#	%
<= 17		
18-20	11	42.3%
21-25	7	26.9%
26-30	3	11.5%
31-40	4	15.4%
41-50	1	3.8%
51-60		
61-70		
71-80		
81+		
Unk		
Total	26	100.0%
Avg	25.3	
<21	11	42.3%
>60		

Enrollments	#
SM '12	36
SM '13	44
SM '14	36
SM '15	36
SM '16	17
SM '17	26



Graduates	#
SM '12	25
SM '13	25
SM '14	23
SM '15	29
SM '16	11
SM '17	14



Demographics	Male				Female				Grand Total									
	Full-time		Part-time		Male Total		Full-time		Part-time		Female Total		Full-time		Part-time		Grand Total	
	#	%	#	%	#	%	#	%	#	%	#	%	#	%	#	%	#	%
Asian							1	3.8%	1	3.8%			1	3.8%	1	3.8%	1	3.8%
American Indian / Alaskan Native							1	3.8%	1	3.8%			1	3.8%	1	3.8%	1	3.8%
Black or African American							2	7.7%			2	7.7%	2	7.7%			2	7.7%
Hispanic																		
White									20	76.9%					20	76.9%	20	76.9%
Native Hawaiian or Pacific Islander							1	3.8%	1	3.8%			1	3.8%	1	3.8%	1	3.8%
Unknown							1	3.8%	1	3.8%			1	3.8%	1	3.8%	1	3.8%
Totals							2	7.7%	24	92.3%	6	23.1%	2	7.7%	24	92.3%	26	100.0%



Cosmetology

CIP Code: 12.0401

Curriculum Code: 00COS0056

Program: CER

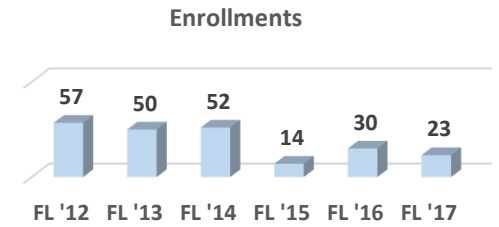
Fall 2017

Total Enrollment:	23	100.0%	Male:		FT:	20	87.0%	Avg Age:	27.2		
Minority:	2	8.7%	Female:	2	8.7%	PT:	3	13.0%	Feeder Enrl:	12	52.2%

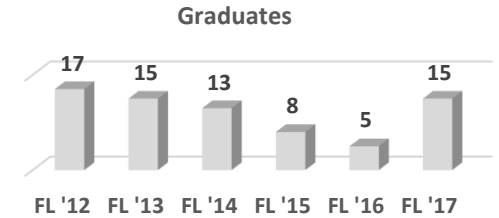
Feeder H.S. Enrollees	#	%
Carbondale	2	8.7%
Carterville	3	13.0%
Crab Orchard		
DuQuoin	1	4.3%
Elverado		
Herrin		
Johnston City		
Marion	3	13.0%
Murphysboro		
West Frankfort	1	4.3%
Trico	2	8.7%
Feeder H.S. Total	12	52.2%
Agape Christian		
GED	3	13.0%

Age	#	%
<= 17		
18-20	8	34.8%
21-25	6	26.1%
26-30	2	8.7%
31-40	4	17.4%
41-50	3	13.0%
51-60		
61-70		
71-80		
81+		
Unk		
Total	23	100.0%
Avg	27.2	
<21	8	34.8%
>60		

Enrollments	#
FL '12	57
FL '13	50
FL '14	52
FL '15	14
FL '16	30
FL '17	23



Graduates	#
FL '12	17
FL '13	15
FL '14	13
FL '15	8
FL '16	5
FL '17	15



Demographics	Male				Female				Grand Total									
	Full-time		Part-time		Male Total		Full-time		Part-time		Female Total		Full-time		Part-time		Grand Total	
	#	%	#	%	#	%	#	%	#	%	#	%	#	%	#	%	#	%
Asian																		
American Indian / Alaskan Native																		
Black or African American							1	4.3%			1	4.3%	1	4.3%			1	4.3%
Hispanic							1	4.3%			1	4.3%	1	4.3%			1	4.3%
White							18	78.3%	3	13.0%			18	78.3%	3	13.0%	21	91.3%
Native Hawaiian or Pacific Islander																		
Unknown																		
Totals							20	87.0%	3	13.0%	2	8.7%	20	87.0%	3	13.0%	23	100.0%



Cosmetology

CIP Code: 12.0401

Curriculum Code: 00COS0056

Program: CER

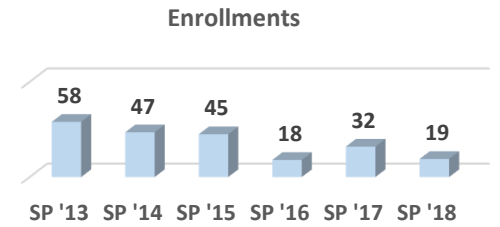
Spring 2018

Total Enrollment:	19	100.0%	Male:	1	5.3%	FT:	18	94.7%	Avg Age:	27.1	
Minority:	1	5.3%	Female:	1	5.3%	PT:	1	5.3%	Feeder Enrl:	9	47.4%

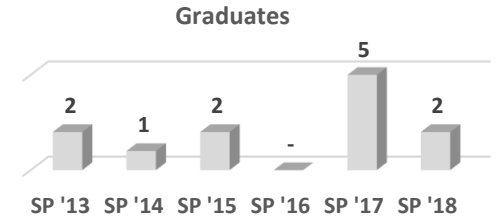
Feeder H.S. Enrollees	#	%
Carbondale		
Carterville	2	10.5%
Crab Orchard		
DuQuoin	1	5.3%
Elverado		
Herrin		
Johnston City		
Marion	3	15.8%
Murphysboro		
West Frankfort	2	10.5%
Trico	1	5.3%
Feeder H.S. Total	9	47.4%
Agape Christian		
GED	1	5.3%

Age	#	%
<= 17		
18-20	7	36.8%
21-25	3	15.8%
26-30	4	21.1%
31-40	4	21.1%
41-50	1	5.3%
51-60		
61-70		
71-80		
81+		
Unk		
Total	19	100.0%
Avg	27.1	
<21	7	36.8%
>60		

Enrollments	#
SP '13	58
SP '14	47
SP '15	45
SP '16	18
SP '17	32
SP '18	19



Graduates	#
SP '13	2
SP '14	1
SP '15	2
SP '16	-
SP '17	5
SP '18	2



Demographics	Male				Female				Grand Total										
	Full-time		Part-time		Male Total		Full-time		Part-time		Female Total		Full-time		Part-time		Grand Total		
	#	%	#	%	#	%	#	%	#	%	#	%	#	%	#	%	#	%	
Asian																			
American Indian / Alaskan Native																			
Black or African American																			
Hispanic							1	5.3%			1	5.3%	1	5.3%			1	5.3%	
White	1	5.3%			1	5.3%	16	84.2%	1	5.3%			17	89.5%	1	5.3%	18	94.7%	
Native Hawaiian or Pacific Islander																			
Unknown																			
Totals	1	5.3%			1	5.3%	17	89.5%	1	5.3%	1	5.3%	18	94.7%	1	5.3%	19	100.0%	

1-Year Certificate of Achievement

Dental Assisting

CIP Code: *51.0601*

Curriculum Code: *DNA 0039*



Dental Assisting

CIP Code: 51.0601

Curriculum Code:

DNA 0039

Program:

CER

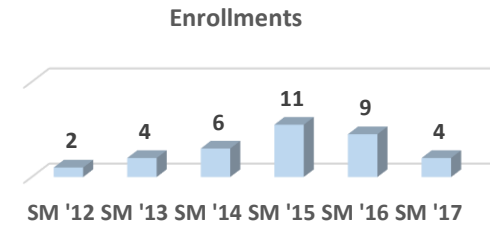
Summer 2017

Total Enrollment:	4	100.0%	Male:	1	25.0%	FT:	3	75.0%	Avg Age:	20.5	
Minority:	1	25.0%	Female:	3	75.0%	PT:	1	25.0%	Feeder Enrl:	3	75.0%

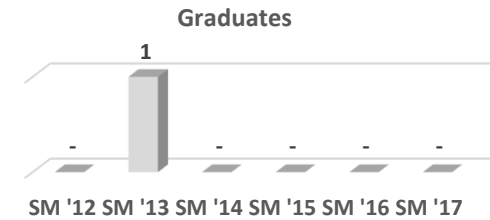
Feeder H.S. Enrollees	#	%
Carbondale		
Carterville		
Crab Orchard		
DuQuoin	1	25.0%
Elverado		
Herrin		
Johnston City		
Marion	2	50.0%
Murphysboro		
West Frankfort		
Trico		
Feeder H.S. Total	3	75.0%
Agape Christian		
GED		

Age	#	%
<= 17		
18-20	3	75.0%
21-25	1	25.0%
26-30		
31-40		
41-50		
51-60		
61-70		
71-80		
81+		
Unk		
Total	4	100.0%
Avg	20.5	
<21	3	75.0%
>60		

Enrollments	#
SM '12	2
SM '13	4
SM '14	6
SM '15	11
SM '16	9
SM '17	4



Graduates	#
SM '12	-
SM '13	1
SM '14	-
SM '15	-
SM '16	-
SM '17	-



Demographics	Male				Female				Grand Total										
	Full-time		Part-time		Male Total		Full-time		Part-time		Female Total		Full-time		Part-time		Grand Total		
	#	%	#	%	#	%	#	%	#	%	#	%	#	%	#	%	#	%	
Asian																			
American Indian / Alaskan Native																			
Black or African American	1	25.0%			1	25.0%							1	25.0%			1	25.0%	
Hispanic																			
White							2	50.0%	1	25.0%	3	75.0%	2	50.0%	1	25.0%	3	75.0%	
Native Hawaiian or Pacific Islander																			
Unknown																			
Totals	1	25.0%			1	25.0%	2	50.0%	1	25.0%	3	75.0%	3	75.0%	1	25.0%	4	100.0%	



Dental Assisting

CIP Code: 51.0601

Curriculum Code:

DNA 0039

Program:

CER

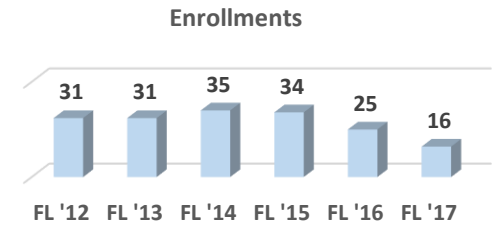
Fall 2017

Total Enrollment:	16	100.0%	Male:	4	25.0%	FT:	15	93.8%	Avg Age:	24.0	
Minority:	2	12.5%	Female:	12	75.0%	PT:	1	6.3%	Feeder Enrl:	8	50.0%

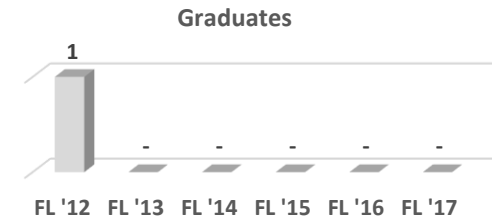
Feeder H.S. Enrollees	#	%
Carbondale	1	6.3%
Carterville	1	6.3%
Crab Orchard	1	6.3%
DuQuoin	2	12.5%
Elverado	1	6.3%
Herrin	1	6.3%
Johnston City	1	6.3%
Marion	3	18.8%
Murphysboro	1	6.3%
West Frankfort	1	6.3%
Trico	1	6.3%
Feeder H.S. Total	8	50.0%
Agape Christian	1	6.3%
GED	1	6.3%

Age	#	%
<= 17	0	0.0%
18-20	7	43.8%
21-25	4	25.0%
26-30	3	18.8%
31-40	2	12.5%
41-50	0	0.0%
51-60	0	0.0%
61-70	0	0.0%
71-80	0	0.0%
81+	0	0.0%
Unk	0	0.0%
Total	16	100.0%
Avg	24.0	
<21	7	43.8%
>60	0	0.0%

Enrollments	#
FL '12	31
FL '13	31
FL '14	35
FL '15	34
FL '16	25
FL '17	16



Graduates	#
FL '12	1
FL '13	-
FL '14	-
FL '15	-
FL '16	-
FL '17	-



Demographics	Male				Female				Grand Total										
	Full-time		Part-time		Male Total		Full-time		Part-time		Female Total		Full-time		Part-time		Grand Total		
	#	%	#	%	#	%	#	%	#	%	#	%	#	%	#	%	#	%	
Asian																			
American Indian / Alaskan Native																			
Black or African American	1	6.3%			1	6.3%							1	6.3%			1	6.3%	
Hispanic							1	6.3%			1	6.3%	1	6.3%			1	6.3%	
White	2	12.5%	1	6.3%	3	18.8%	11	68.8%			11	68.8%	13	81.3%	1	6.3%	14	87.5%	
Native Hawaiian or Pacific Islander																			
Unknown																			
Totals	3	18.8%	1	6.3%	4	25.0%	12	75.0%			12	75.0%	15	93.8%	1	6.3%	16	100.0%	



Dental Assisting

CIP Code: 51.0601

Curriculum Code:

DNA 0039

Program:

CER

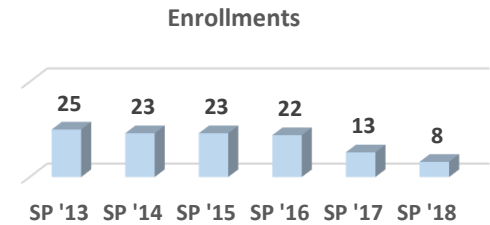
Spring 2018

Total Enrollment:	8	100.0%	Male:	1	12.5%	FT:	8	100.0%	Avg Age:	25.0	
Minority:	1	12.5%	Female:	7	87.5%	PT:			Feeder Enrl:	3	37.5%

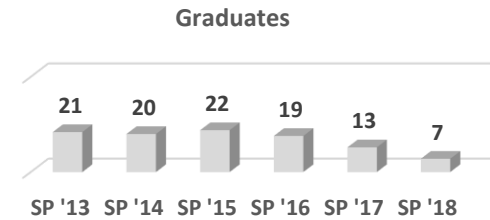
Feeder H.S. Enrollees	#	%
Carbondale		
Carterville		
Crab Orchard		
DuQuoin	1	12.5%
Elverado		
Herrin		
Johnston City		
Marion	2	25.0%
Murphysboro		
West Frankfort		
Trico		
Feeder H.S. Total	3	37.5%
Agape Christian		
GED	1	12.5%

Age	#	%
<= 17		
18-20	2	25.0%
21-25	3	37.5%
26-30	1	12.5%
31-40	2	25.0%
41-50		
51-60		
61-70		
71-80		
81+		
Unk		
Total	8	100.0%
Avg	25.0	
<21	2	25.0%
>60		

Enrollments	#
SP '13	25
SP '14	23
SP '15	23
SP '16	22
SP '17	13
SP '18	8



Graduates	#
SP '13	21
SP '14	20
SP '15	22
SP '16	19
SP '17	13
SP '18	7



Demographics	Male				Female				Grand Total											
	Full-time		Part-time		Male Total		Full-time		Part-time		Female Total		Full-time		Part-time		Grand Total			
	#	%	#	%	#	%	#	%	#	%	#	%	#	%	#	%	#	%		
Asian																				
American Indian / Alaskan Native																				
Black or African American																				
Hispanic							1	12.5%			1	12.5%	1	12.5%					1	12.5%
White	1	12.5%			1	12.5%	6	75.0%			6	75.0%	7	87.5%					7	87.5%
Native Hawaiian or Pacific Islander																				
Unknown																				
Totals	1	12.5%			1	12.5%	7	87.5%			7	87.5%	8	100.0%					8	100.0%

1-Year Certificate of Achievement

Diagnostic Cardiac Sonography

CIP Code: 51.0910

Curriculum Code: 00DMS0015



Diagnostic Cardiac Sonography

Summer 2017

CIP Code: 51.0910

Curriculum Code: 00DMS0015

Program: CER

Total Enrollment:

Male:

FT:

Avg Age:

Minority:

Female:

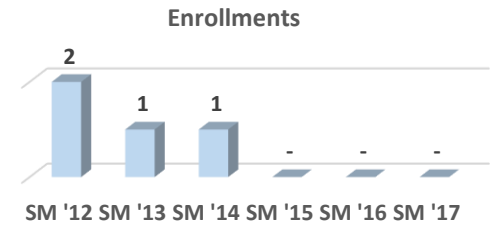
PT:

Feeder Enrl:

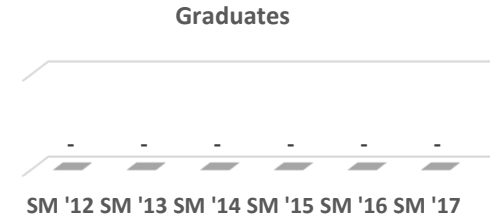
Feeder H.S. Enrollees	#	%
Carbondale		
Carterville		
Crab Orchard		
DuQuoin		
Elverado		
Herrin		
Johnston City		
Marion		
Murphysboro		
West Frankfort		
Trico		
Feeder H.S. Total		
Agape Christian		
GED		

Age	#	%
<= 17		
18-20		
21-25		
26-30		
31-40		
41-50		
51-60		
61-70		
71-80		
81+		
Unk		
Total		
Avg		
<21		
>60		

Enrollments	#
SM '12	2
SM '13	1
SM '14	1
SM '15	-
SM '16	-
SM '17	-



Graduates	#
SM '12	-
SM '13	-
SM '14	-
SM '15	-
SM '16	-
SM '17	-



Demographics	Male				Female				Grand Total										
	Full-time		Part-time		Male Total		Full-time		Part-time		Female Total		Full-time		Part-time		Grand Total		
	#	%	#	%	#	%	#	%	#	%	#	%	#	%	#	%	#	%	
Asian																			
American Indian / Alaskan Native																			
Black or African American																			
Hispanic																			
White																			
Native Hawaiian or Pacific Islander																			
Unknown																			
Totals																			



Diagnostic Cardiac Sonography

Fall 2017

CIP Code: 51.0910

Curriculum Code: 00DMS0015

Program: CER

Total Enrollment:

Male:

FT:

Avg Age:

Minority:

Female:

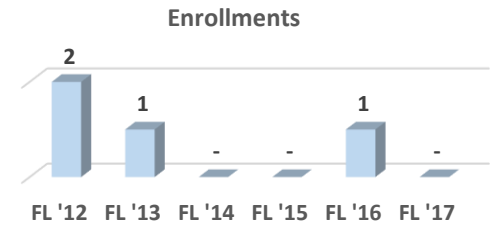
PT:

Feeder Enrl:

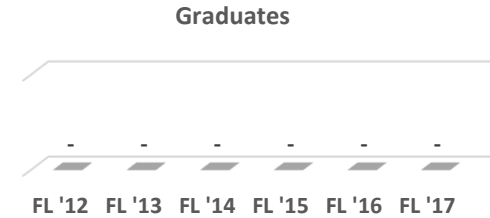
Feeder H.S. Enrollees	#	%
Carbondale		
Carterville		
Crab Orchard		
DuQuoin		
Elverado		
Herrin		
Johnston City		
Marion		
Murphysboro		
West Frankfort		
Trico		
Feeder H.S. Total		
Agape Christian		
GED		

Age	#	%
<= 17		
18-20		
21-25		
26-30		
31-40		
41-50		
51-60		
61-70		
71-80		
81+		
Unk		
Total		
Avg		
<21		
>60		

Enrollments	#
FL '12	2
FL '13	1
FL '14	-
FL '15	-
FL '16	1
FL '17	-



Graduates	#
FL '12	-
FL '13	-
FL '14	-
FL '15	-
FL '16	-
FL '17	-



Demographics	Male				Female				Grand Total										
	Full-time		Part-time		Male Total		Full-time		Part-time		Female Total		Full-time		Part-time		Grand Total		
	#	%	#	%	#	%	#	%	#	%	#	%	#	%	#	%	#	%	
Asian																			
American Indian / Alaskan Native																			
Black or African American																			
Hispanic																			
White																			
Native Hawaiian or Pacific Islander																			
Unknown																			
Totals																			



Diagnostic Cardiac Sonography

Spring 2018

CIP Code: 51.0910

Curriculum Code: 00DMS0015

Program: CER

Total Enrollment:

Male:

FT:

Avg Age:

Minority:

Female:

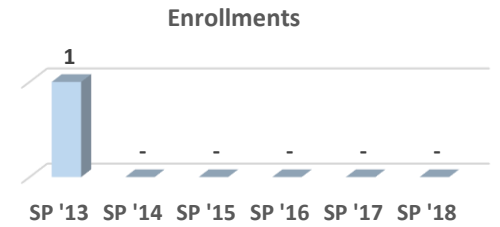
PT:

Feeder Enrl:

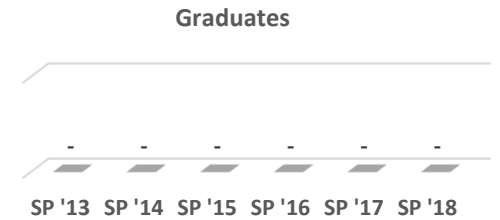
Feeder H.S. Enrollees	#	%
Carbondale		
Carterville		
Crab Orchard		
DuQuoin		
Elverado		
Herrin		
Johnston City		
Marion		
Murphysboro		
West Frankfort		
Trico		
Feeder H.S. Total		
Agape Christian		
GED		

Age	#	%
<= 17		
18-20		
21-25		
26-30		
31-40		
41-50		
51-60		
61-70		
71-80		
81+		
Unk		
Total		
Avg		
<21		
>60		

Enrollments	#
SP '13	1
SP '14	-
SP '15	-
SP '16	-
SP '17	-
SP '18	-



Graduates	#
SP '13	-
SP '14	-
SP '15	-
SP '16	-
SP '17	-
SP '18	-



Demographics	Male				Female				Grand Total										
	Full-time		Part-time		Male Total		Full-time		Part-time		Female Total		Full-time		Part-time		Grand Total		
	#	%	#	%	#	%	#	%	#	%	#	%	#	%	#	%	#	%	
Asian																			
American Indian / Alaskan Native																			
Black or African American																			
Hispanic																			
White																			
Native Hawaiian or Pacific Islander																			
Unknown																			
Totals																			

1-Year Certificate of Achievement

Emergency Medical Services

CIP Code: *51.0904*

Curriculum Code: *EMS 0102*



Emergency Medical Services

Summer 2017

CIP Code: 51.0904

Curriculum Code:

EMS 0102

Program:

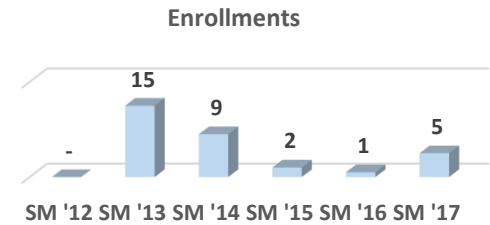
CER

Total Enrollment:	5	100.0%	Male:	4	80.0%	FT:	5	100.0%	Avg Age:	31.7	
Minority:			Female:	1	20.0%	PT:			Feeder Enrl:	3	60.0%

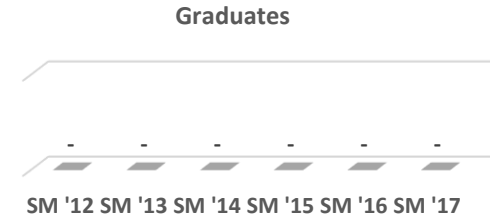
Feeder H.S. Enrollees	#	%
Carbondale	2	40.0%
Carterville		
Crab Orchard		
DuQuoin		
Elverado		
Herrin		
Johnston City		
Marion		
Murphysboro	1	20.0%
West Frankfort		
Trico		
Feeder H.S. Total	3	60.0%
Agape Christian		
GED	1	20.0%

Age	#	%
<= 17		
18-20		
21-25	2	40.0%
26-30		
31-40	2	40.0%
41-50	1	20.0%
51-60		
61-70		
71-80		
81+		
Unk		
Total	5	100.0%
Avg	31.7	
<21		
>60		

Enrollments	#
SM '12	-
SM '13	15
SM '14	9
SM '15	2
SM '16	1
SM '17	5



Graduates	#
SM '12	-
SM '13	-
SM '14	-
SM '15	-
SM '16	-
SM '17	-



Demographics	Male				Female				Grand Total										
	Full-time		Part-time		Male Total		Full-time		Part-time		Female Total		Full-time		Part-time		Grand Total		
	#	%	#	%	#	%	#	%	#	%	#	%	#	%	#	%	#	%	
Asian																			
American Indian / Alaskan Native																			
Black or African American																			
Hispanic																			
White	3	60.0%			3	60.0%	1	20.0%			1	20.0%	4	80.0%			4	80.0%	
Native Hawaiian or Pacific Islander																			
Unknown	1	20.0%			1	20.0%							1	20.0%			1	20.0%	
Totals	4	80.0%			4	80.0%	1	20.0%			1	20.0%	5	100.0%			5	100.0%	



Emergency Medical Services

Fall 2017

CIP Code: 51.0904

Curriculum Code:

EMS 0102

Program:

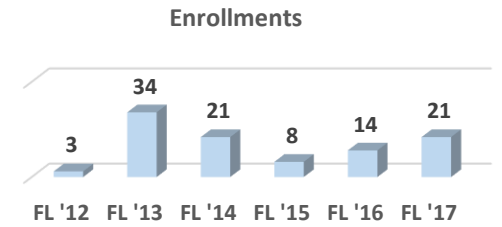
CER

Total Enrollment:	21	100.0%	Male:	13	61.9%	FT:	7	33.3%	Avg Age:	30.1	
Minority:	1	4.8%	Female:	8	38.1%	PT:	14	66.7%	Feeder Enrl:	7	33.3%

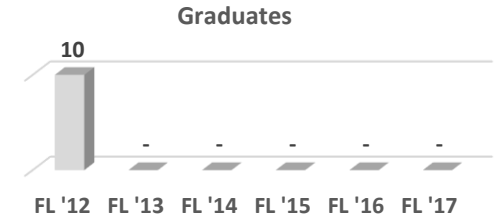
Feeder H.S. Enrollees	#	%
Carbondale	3	14.3%
Carterville		
Crab Orchard		
DuQuoin	1	4.8%
Elverado		
Herrin		
Johnston City		
Marion		
Murphysboro	3	14.3%
West Frankfort		
Trico		
Feeder H.S. Total	7	33.3%
Agape Christian		
GED	1	4.8%

Age	#	%
<= 17		
18-20	2	9.5%
21-25	7	33.3%
26-30	4	19.0%
31-40	6	28.6%
41-50	1	4.8%
51-60	1	4.8%
61-70		
71-80		
81+		
Unk		
Total	21	100.0%
Avg	30.1	
<21	2	9.5%
>60		

Enrollments	#
FL '12	3
FL '13	34
FL '14	21
FL '15	8
FL '16	14
FL '17	21



Graduates	#
FL '12	10
FL '13	-
FL '14	-
FL '15	-
FL '16	-
FL '17	-



Demographics	Male				Female				Grand Total										
	Full-time		Part-time		Male Total		Full-time		Part-time		Female Total		Full-time		Part-time		Grand Total		
	#	%	#	%	#	%	#	%	#	%	#	%	#	%	#	%	#	%	
Asian																			
American Indian / Alaskan Native			1	4.8%	1	4.8%									1	4.8%	1	4.8%	
Black or African American																			
Hispanic																			
White	4	19.0%	7	33.3%	11	52.4%	2	9.5%	6	28.6%	8	38.1%	6	28.6%	13	61.9%	19	90.5%	
Native Hawaiian or Pacific Islander																			
Unknown	1	4.8%			1	4.8%							1	4.8%			1	4.8%	
Totals	5	23.8%	8	38.1%	13	61.9%	2	9.5%	6	28.6%	8	38.1%	7	33.3%	14	66.7%	21	100.0%	



Emergency Medical Services

Spring 2018

CIP Code: 51.0904

Curriculum Code:

EMS 0102

Program:

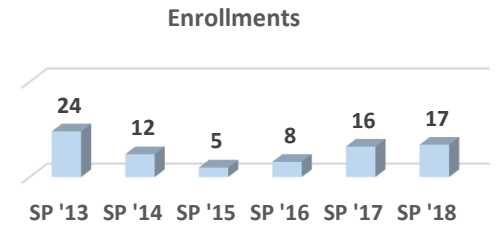
CER

Total Enrollment:	17	100.0%	Male:	7	41.2%	FT:	5	29.4%	Avg Age:	30.6	
Minority:	2	11.8%	Female:	10	58.8%	PT:	12	70.6%	Feeder Enrl:	5	29.4%

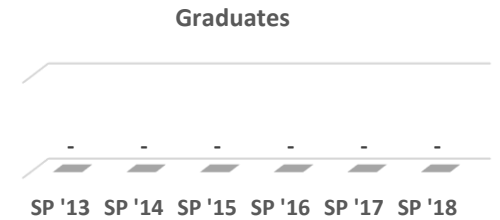
Feeder H.S. Enrollees	#	%
Carbondale		
Carterville		
Crab Orchard	1	5.9%
DuQuoin	1	5.9%
Elverado		
Herrin	1	5.9%
Johnston City	1	5.9%
Marion		
Murphysboro	1	5.9%
West Frankfort		
Trico		
Feeder H.S. Total	5	29.4%
Agape Christian		
GED	1	5.9%

Age	#	%
<= 17	1	5.9%
18-20	3	17.6%
21-25	2	11.8%
26-30	4	23.5%
31-40	4	23.5%
41-50	3	17.6%
51-60		
61-70		
71-80		
81+		
Unk		
Total	17	100.0%
Avg	30.6	
<21	4	23.5%
>60		

Enrollments	#
SP '13	24
SP '14	12
SP '15	5
SP '16	8
SP '17	16
SP '18	17



Graduates	#
SP '13	-
SP '14	-
SP '15	-
SP '16	-
SP '17	-
SP '18	-



Demographics	Male				Female				Grand Total									
	Full-time		Part-time		Male Total		Full-time		Part-time		Female Total		Full-time		Part-time		Grand Total	
	#	%	#	%	#	%	#	%	#	%	#	%	#	%	#	%	#	%
Asian							1	5.9%	1	5.9%			1	5.9%	1	5.9%		
American Indian / Alaskan Native																		
Black or African American							1	5.9%	1	5.9%			1	5.9%	1	5.9%		
Hispanic																		
White	3	17.6%	4	23.5%	7	41.2%	2	11.8%	6	35.3%	8	47.1%	5	29.4%	10	58.8%	15	88.2%
Native Hawaiian or Pacific Islander																		
Unknown																		
Totals	3	17.6%	4	23.5%	7	41.2%	2	11.8%	8	47.1%	10	58.8%	5	29.4%	12	70.6%	17	100.0%

1-Year Certificate of Achievement

Family Child Care - Early Childhood Education

CIP Code: *19.0709*

Curriculum Code: *ECE 0006*



Family Child Care - Early Childhood Education

Summer 2017

CIP Code: 19.0709

Curriculum Code:

ECE 0006

Program:

CER

Total Enrollment:
Minority:

Male:
Female:

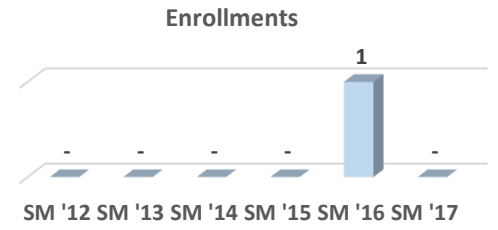
FT:
PT:

Avg Age:
Feeder Enrl:

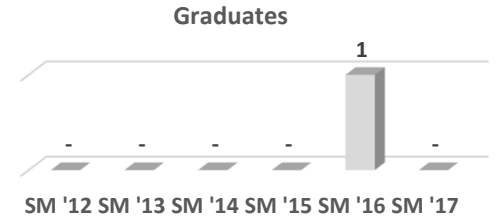
Feeder H.S. Enrollees	#	%
Carbondale		
Carterville		
Crab Orchard		
DuQuoin		
Elverado		
Herrin		
Johnston City		
Marion		
Murphysboro		
West Frankfort		
Trico		
Feeder H.S. Total		
Agape Christian		
GED		

Age	#	%
<= 17		
18-20		
21-25		
26-30		
31-40		
41-50		
51-60		
61-70		
71-80		
81+		
Unk		
Total		
Avg		
<21		
>60		

Enrollments	#
SM '12	-
SM '13	-
SM '14	-
SM '15	-
SM '16	1
SM '17	-



Graduates	#
SM '12	-
SM '13	-
SM '14	-
SM '15	-
SM '16	1
SM '17	-



Demographics	Male				Female				Grand Total										
	Full-time		Part-time		Male Total		Full-time		Part-time		Female Total		Full-time		Part-time		Grand Total		
	#	%	#	%	#	%	#	%	#	%	#	%	#	%	#	%	#	%	
Asian																			
American Indian / Alaskan Native																			
Black or African American																			
Hispanic																			
White																			
Native Hawaiian or Pacific Islander																			
Unknown																			
Totals																			



Family Child Care - Early Childhood Education

Fall 2017

CIP Code: 19.0709

Curriculum Code:

ECE 0006

Program:

CER

Total Enrollment:

Male:

FT:

Avg Age:

Minority:

Female:

PT:

Feeder Enrl:

Feeder H.S. Enrollees

%

Carbondale		
Carterville		
Crab Orchard		
DuQuoin		
Elverado		
Herrin		
Johnston City		
Marion		
Murphysboro		
West Frankfort		
Trico		

Feeder H.S. Total

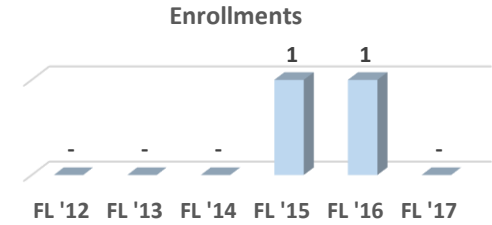
Agape Christian		
GED		

Age # %

<= 17		
18-20		
21-25		
26-30		
31-40		
41-50		
51-60		
61-70		
71-80		
81+		
Unk		
Total		
Avg		
<21		
>60		

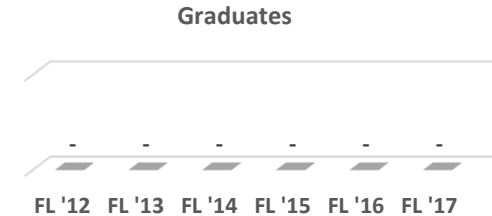
Enrollments

FL '12	-
FL '13	-
FL '14	-
FL '15	1
FL '16	1
FL '17	-



Graduates

FL '12	-
FL '13	-
FL '14	-
FL '15	-
FL '16	-
FL '17	-



Demographics	Male				Female				Grand Total										
	Full-time		Part-time		Male Total		Full-time		Part-time		Female Total		Full-time		Part-time		Grand Total		
	#	%	#	%	#	%	#	%	#	%	#	%	#	%	#	%	#	%	
Asian																			
American Indian / Alaskan Native																			
Black or African American																			
Hispanic																			
White																			
Native Hawaiian or Pacific Islander																			
Unknown																			
Totals																			



Family Child Care - Early Childhood Education

Spring 2018

CIP Code: 19.0709

Curriculum Code:

ECE 0006

Program:

CER

Total Enrollment:

Male:

FT:

Avg Age:

Minority:

Female:

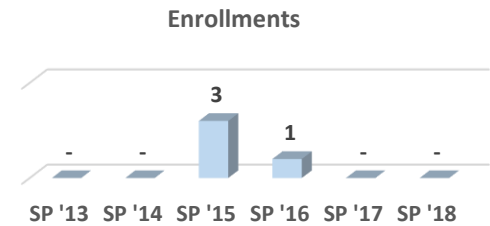
PT:

Feeder Enrl:

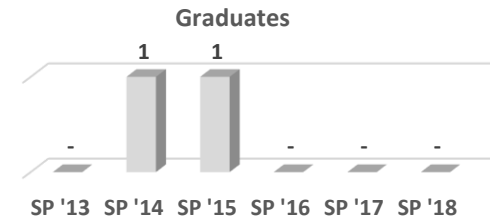
Feeder H.S. Enrollees	#	%
Carbondale		
Carterville		
Crab Orchard		
DuQuoin		
Elverado		
Herrin		
Johnston City		
Marion		
Murphysboro		
West Frankfort		
Trico		
Feeder H.S. Total		
Agape Christian		
GED		

Age	#	%
<= 17		
18-20		
21-25		
26-30		
31-40		
41-50		
51-60		
61-70		
71-80		
81+		
Unk		
Total		
Avg		
<21		
>60		

Enrollments	
SP '13	-
SP '14	-
SP '15	3
SP '16	1
SP '17	-
SP '18	-



Graduates	
SP '13	-
SP '14	1
SP '15	1
SP '16	-
SP '17	-
SP '18	-



Demographics	Male				Female				Grand Total										
	Full-time		Part-time		Male Total		Full-time		Part-time		Female Total		Full-time		Part-time		Grand Total		
	#	%	#	%	#	%	#	%	#	%	#	%	#	%	#	%	#	%	
Asian																			
American Indian / Alaskan Native																			
Black or African American																			
Hispanic																			
White																			
Native Hawaiian or Pacific Islander																			
Unknown																			
Totals																			

1-Year Certificate of Achievement

Graphics Design

CIP Code: *50.0409*

Curriculum Code: *GRD 0005*



Total Enrollment:
Minority:

Male:
Female:

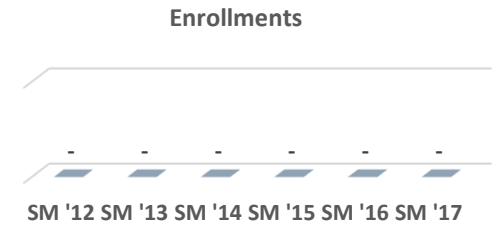
FT:
PT:

Avg Age:
Feeder Enrl:

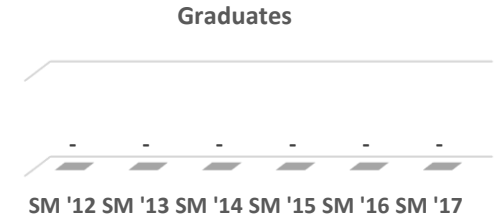
Feeder H.S. Enrollees	#	%
Carbondale		
Carterville		
Crab Orchard		
DuQuoin		
Elverado		
Herrin		
Johnston City		
Marion		
Murphysboro		
West Frankfort		
Trico		
Feeder H.S. Total		
Agape Christian		
GED		

Age	#	%
<= 17		
18-20		
21-25		
26-30		
31-40		
41-50		
51-60		
61-70		
71-80		
81+		
Unk		
Total		
Avg		
<21		
>60		

Enrollments	
SM '12	-
SM '13	-
SM '14	-
SM '15	-
SM '16	-
SM '17	-



Graduates	
SM '12	-
SM '13	-
SM '14	-
SM '15	-
SM '16	-
SM '17	-



Demographics	Male				Female				Grand Total										
	Full-time		Part-time		Male Total		Full-time		Part-time		Female Total		Full-time		Part-time		Grand Total		
	#	%	#	%	#	%	#	%	#	%	#	%	#	%	#	%	#	%	
Asian																			
American Indian / Alaskan Native																			
Black or African American																			
Hispanic																			
White																			
Native Hawaiian or Pacific Islander																			
Unknown																			
Totals																			



Total Enrollment:
Minority:

Male:
Female:

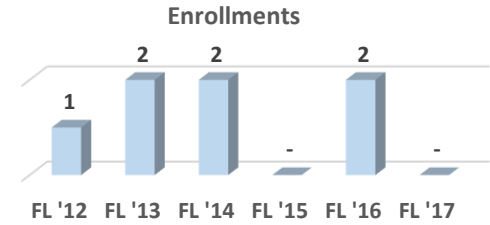
FT:
PT:

Avg Age:
Feeder Enrl:

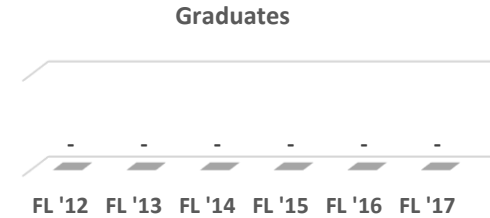
Feeder H.S. Enrollees	#	%
Carbondale		
Cartersville		
Crab Orchard		
DuQuoin		
Elverado		
Herrin		
Johnston City		
Marion		
Murphysboro		
West Frankfort		
Trico		
Feeder H.S. Total		
Agape Christian		
GED		

Age	#	%
<= 17		
18-20		
21-25		
26-30		
31-40		
41-50		
51-60		
61-70		
71-80		
81+		
Unk		
Total		
Avg		
<21		
>60		

Enrollments	#
FL '12	1
FL '13	2
FL '14	2
FL '15	-
FL '16	2
FL '17	-



Graduates	#
FL '12	-
FL '13	-
FL '14	-
FL '15	-
FL '16	-
FL '17	-



Demographics	Male				Female				Grand Total										
	Full-time		Part-time		Male Total		Full-time		Part-time		Female Total		Full-time		Part-time		Grand Total		
	#	%	#	%	#	%	#	%	#	%	#	%	#	%	#	%	#	%	
Asian																			
American Indian / Alaskan Native																			
Black or African American																			
Hispanic																			
White																			
Native Hawaiian or Pacific Islander																			
Unknown																			
Totals																			



Total Enrollment:
Minority:

Male:
Female:

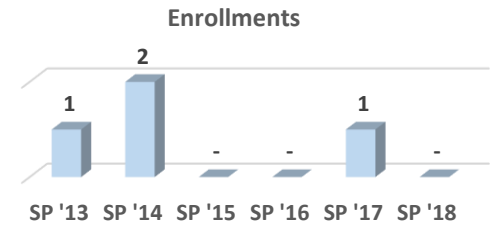
FT:
PT:

Avg Age:
Feeder Enrl:

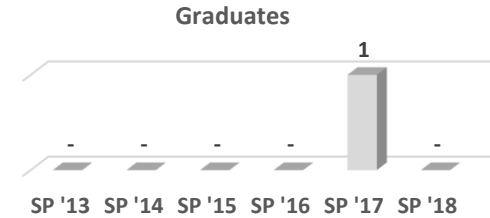
Feeder H.S. Enrollees	#	%
Carbondale		
Cartersville		
Crab Orchard		
DuQuoin		
Elverado		
Herrin		
Johnston City		
Marion		
Murphysboro		
West Frankfort		
Trico		
Feeder H.S. Total		
Agape Christian		
GED		

Age	#	%
<= 17		
18-20		
21-25		
26-30		
31-40		
41-50		
51-60		
61-70		
71-80		
81+		
Unk		
Total		
Avg		
<21		
>60		

Enrollments	#
SP '13	1
SP '14	2
SP '15	-
SP '16	-
SP '17	1
SP '18	-



Graduates	#
SP '13	-
SP '14	-
SP '15	-
SP '16	-
SP '17	1
SP '18	-



Demographics	Male				Female				Grand Total										
	Full-time		Part-time		Male Total		Full-time		Part-time		Female Total		Full-time		Part-time		Grand Total		
	#	%	#	%	#	%	#	%	#	%	#	%	#	%	#	%	#	%	
Asian																			
American Indian / Alaskan Native																			
Black or African American																			
Hispanic																			
White																			
Native Hawaiian or Pacific Islander																			
Unknown																			
Totals																			

1-Year Certificate of Achievement

Heating & Air Conditioning

CIP Code: *47.0201*

Curriculum Code: *HAC 0006*



Heating & Air Conditioning

Summer 2017

CIP Code: 47.0201

Curriculum Code:

HAC 0006

Program:

CER

Total Enrollment: 1 100.0%

Male: 1 100.0%

FT:

Avg Age: 34.1

Minority:

Female:

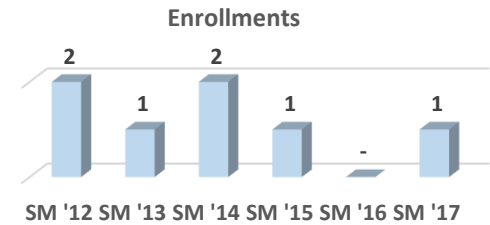
PT: 1 100.0%

Feeder Enrl: 1 100.0%

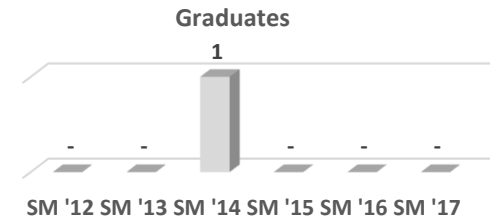
Feeder H.S. Enrollees	#	%
Carbondale		
Carterville		
Crab Orchard		
DuQuoin	1	100.0%
Elverado		
Herrin		
Johnston City		
Marion		
Murphysboro		
West Frankfort		
Trico		
Feeder H.S. Total	1	100.0%
Agape Christian		
GED		

Age	#	%
<= 17		
18-20		
21-25		
26-30		
31-40	1	100.0%
41-50		
51-60		
61-70		
71-80		
81+		
Unk		
Total	1	100.0%
Avg	34.1	
<21		
>60		

Enrollments	#
SM '12	2
SM '13	1
SM '14	2
SM '15	1
SM '16	-
SM '17	1



Graduates	#
SM '12	-
SM '13	-
SM '14	1
SM '15	-
SM '16	-
SM '17	-



Demographics	Male				Female				Grand Total										
	Full-time		Part-time		Male Total		Full-time		Part-time		Female Total		Full-time		Part-time		Grand Total		
	#	%	#	%	#	%	#	%	#	%	#	%	#	%	#	%	#	%	
Asian																			
American Indian / Alaskan Native																			
Black or African American																			
Hispanic																			
White			1	100.0%	1	100.0%									1	100.0%	1	100.0%	
Native Hawaiian or Pacific Islander																			
Unknown																			
Totals			1	100.0%	1	100.0%									1	100.0%	1	100.0%	



Heating & Air Conditioning

Fall 2017

CIP Code: 47.0201

Curriculum Code:

HAC 0006

Program:

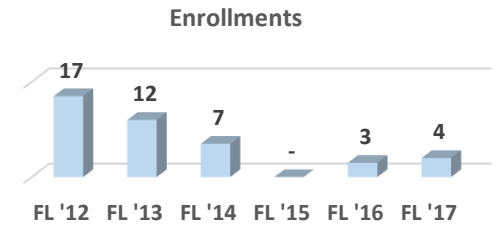
CER

Total Enrollment:	4	100.0%	Male:	4	100.0%	FT:	1	25.0%	Avg Age:	25.3	
Minority:	1	25.0%	Female:			PT:	3	75.0%	Feeder Enrl:	3	75.0%

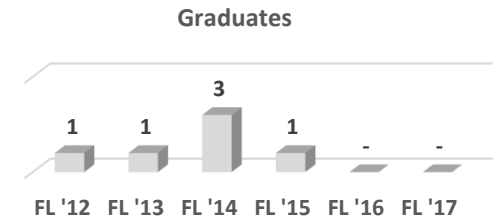
Feeder H.S. Enrollees	#	%
Carbondale	1	25.0%
Carterville		
Crab Orchard		
DuQuoin	2	50.0%
Elverado		
Herrin		
Johnston City		
Marion		
Murphysboro		
West Frankfort		
Trico		
Feeder H.S. Total	3	75.0%
Agape Christian	1	25.0%
GED		

Age	#	%
<= 17		
18-20	2	50.0%
21-25		
26-30	1	25.0%
31-40	1	25.0%
41-50		
51-60		
61-70		
71-80		
81+		
Unk		
Total	4	100.0%
Avg	25.3	
<21	2	50.0%
>60		

Enrollments	#
FL '12	17
FL '13	12
FL '14	7
FL '15	-
FL '16	3
FL '17	4



Graduates	#
FL '12	1
FL '13	1
FL '14	3
FL '15	1
FL '16	-
FL '17	-



Demographics	Male				Female				Grand Total										
	Full-time		Part-time		Male Total		Full-time		Part-time		Female Total		Full-time		Part-time		Grand Total		
	#	%	#	%	#	%	#	%	#	%	#	%	#	%	#	%	#	%	
Asian																			
American Indian / Alaskan Native			1	25.0%	1	25.0%									1	25.0%	1	25.0%	
Black or African American																			
Hispanic																			
White	1	25.0%	2	50.0%	3	75.0%							1	25.0%	2	50.0%	3	75.0%	
Native Hawaiian or Pacific Islander																			
Unknown																			
Totals	1	25.0%	3	75.0%	4	100.0%							1	25.0%	3	75.0%	4	100.0%	



Heating & Air Conditioning

Spring 2018

CIP Code: 47.0201

Curriculum Code:

HAC 0006

Program:

CER

Total Enrollment: 1 100.0%

Male: 1 100.0%

FT:

Avg Age: 34.6

Minority:

Female:

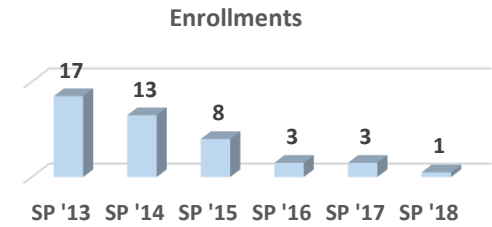
PT: 1 100.0%

Feeder Enrl: 1 100.0%

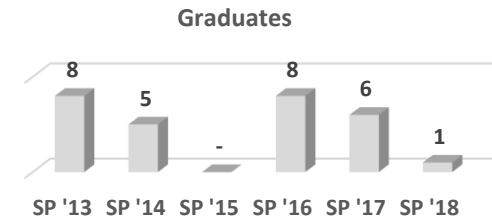
Feeder H.S. Enrollees	#	%
Carbondale		
Carterville		
Crab Orchard		
DuQuoin	1	100.0%
Elverado		
Herrin		
Johnston City		
Marion		
Murphysboro		
West Frankfort		
Trico		
Feeder H.S. Total	1	100.0%
Agape Christian		
GED		

Age	#	%
<= 17		
18-20		
21-25		
26-30		
31-40	1	100.0%
41-50		
51-60		
61-70		
71-80		
81+		
Unk		
Total	1	100.0%
Avg	34.6	
<21		
>60		

Enrollments	#
SP '13	17
SP '14	13
SP '15	8
SP '16	3
SP '17	3
SP '18	1



Graduates	#
SP '13	8
SP '14	5
SP '15	-
SP '16	8
SP '17	6
SP '18	1



Demographics	Male				Female				Grand Total										
	Full-time		Part-time		Male Total		Full-time		Part-time		Female Total		Full-time		Part-time		Grand Total		
	#	%	#	%	#	%	#	%	#	%	#	%	#	%	#	%	#	%	
Asian																			
American Indian / Alaskan Native																			
Black or African American																			
Hispanic																			
White			1	100.0%	1	100.0%									1	100.0%	1	100.0%	
Native Hawaiian or Pacific Islander																			
Unknown																			
Totals			1	100.0%	1	100.0%									1	100.0%	1	100.0%	

1-Year Certificate of Achievement

Industrial PLC Systems

CIP Code: *15.0303*

Curriculum Code: *00ELT3013*



Industrial PLC Systems

Summer 2017

CIP Code: 15.0303

Curriculum Code: 00ELT3013

Program: CER

Total Enrollment:

Male:

FT:

Avg Age:

Minority:

Female:

PT:

Feeder Enrl:

Feeder H.S. Enrollees

%

Age

%


Enrollments

Enrollments

Carbondale		
Carterville		
Crab Orchard		
DuQuoin		
Elverado		
Herrin		
Johnston City		
Marion		
Murphysboro		
West Frankfort		
Trico		
Feeder H.S. Total		
Agape Christian		
GED		

< = 17		
18-20		
21-25		
26-30		
31-40		
41-50		
51-60		
61-70		
71-80		
81+		
Unk		
Total		
Avg		
<21		
>60		


SM '12	-
SM '13	-
SM '14	-
SM '15	-
SM '16	-
SM '17	-



Graduates

Graduates

SM '12	-
SM '13	-
SM '14	-
SM '15	-
SM '16	-
SM '17	-



Demographics	Male				Female				Grand Total										
	Full-time		Part-time		Male Total		Full-time		Part-time		Female Total		Full-time		Part-time		Grand Total		
	#	%	#	%	#	%	#	%	#	%	#	%	#	%	#	%	#	%	
Asian																			
American Indian / Alaskan Native																			
Black or African American																			
Hispanic																			
White																			
Native Hawaiian or Pacific Islander																			
Unknown																			
Totals																			



Industrial PLC Systems

Fall 2017

CIP Code: 15.0303

Curriculum Code: 00ELT3013

Program: CER

Total Enrollment:

Male:

FT:

Avg Age:

Minority:

Female:

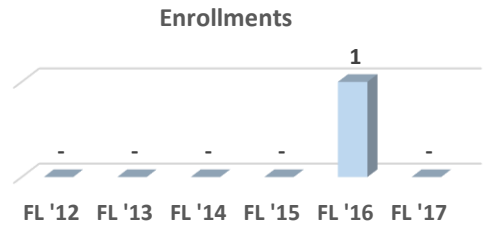
PT:

Feeder Enrl:

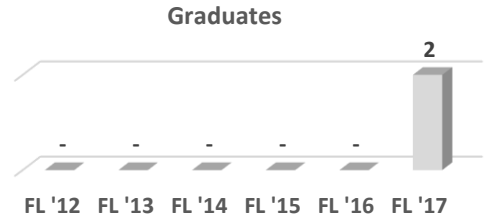
Feeder H.S. Enrollees	#	%
Carbondale		
Carterville		
Crab Orchard		
DuQuoin		
Elverado		
Herrin		
Johnston City		
Marion		
Murphysboro		
West Frankfort		
Trico		
Feeder H.S. Total		
Agape Christian		
GED		

Age	#	%
<= 17		
18-20		
21-25		
26-30		
31-40		
41-50		
51-60		
61-70		
71-80		
81+		
Unk		
Total		
Avg		
<21		
>60		

Enrollments	#
FL '12	-
FL '13	-
FL '14	-
FL '15	-
FL '16	1
FL '17	-



Graduates	#
FL '12	-
FL '13	-
FL '14	-
FL '15	-
FL '16	-
FL '17	2



Demographics	Male				Female				Grand Total										
	Full-time		Part-time		Male Total		Full-time		Part-time		Female Total		Full-time		Part-time		Grand Total		
	#	%	#	%	#	%	#	%	#	%	#	%	#	%	#	%	#	%	
Asian																			
American Indian / Alaskan Native																			
Black or African American																			
Hispanic																			
White																			
Native Hawaiian or Pacific Islander																			
Unknown																			
Totals																			



Industrial PLC Systems

CIP Code: 15.0303

Curriculum Code: 00ELT3013

Program: CER

Spring 2018

Total Enrollment:

Male:

FT:

Avg Age:

Minority:

Female:

PT:

Feeder Enrl:

Feeder H.S. Enrollees

%

Carbondale		
Carterville		
Crab Orchard		
DuQuoin		
Elverado		
Herrin		
Johnston City		
Marion		
Murphysboro		
West Frankfort		
Trico		
Feeder H.S. Total		
Agape Christian		
GED		

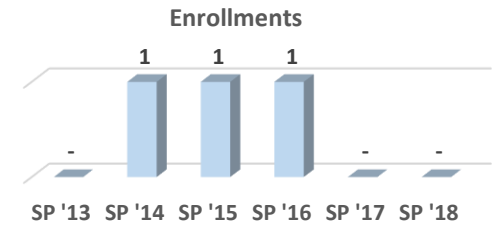
Age

%

<= 17		
18-20		
21-25		
26-30		
31-40		
41-50		
51-60		
61-70		
71-80		
81+		
Unk		
Total		
Avg		
<21		
>60		

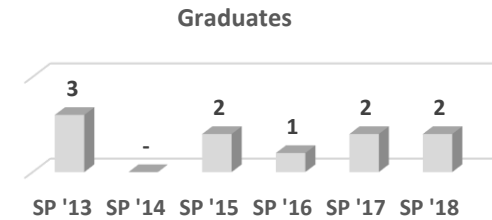
Enrollments

SP '13	-
SP '14	1
SP '15	1
SP '16	1
SP '17	-
SP '18	-



Graduates

SP '13	3
SP '14	-
SP '15	2
SP '16	1
SP '17	2
SP '18	2



Demographics	Male				Female				Grand Total										
	Full-time		Part-time		Male Total		Full-time		Part-time		Female Total		Full-time		Part-time		Grand Total		
	#	%	#	%	#	%	#	%	#	%	#	%	#	%	#	%	#	%	
Asian																			
American Indian / Alaskan Native																			
Black or African American																			
Hispanic																			
White																			
Native Hawaiian or Pacific Islander																			
Unknown																			
Totals																			

1-Year Certificate of Achievement

Massage Therapy

CIP Code: *51.3501*

Curriculum Code: *MAS 2004*



Massage Therapy

Summer 2017

CIP Code: 51.3501

Curriculum Code: MAS 2004

Program: CER

Program: CER

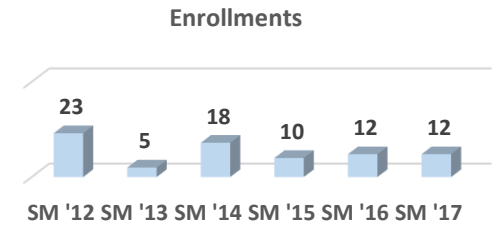
CER

Total Enrollment:	12	100.0%	Male:	4	33.3%	FT:		Avg Age:	31.7		
Minority:	1	8.3%	Female:	8	66.7%	PT:	12	100.0%	Feeder Enrl:	4	33.3%

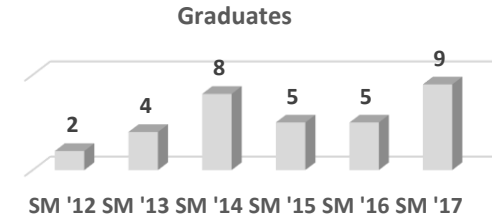
Feeder H.S. Enrollees	#	%
Carbondale		
Carterville		
Crab Orchard		
DuQuoin		
Elverado	1	8.3%
Herrin	2	16.7%
Johnston City		
Marion		
Murphysboro		
West Frankfort		
Trico	1	8.3%
Feeder H.S. Total	4	33.3%
Agape Christian		
GED	1	8.3%

Age	#	%
<= 17		
18-20	2	16.7%
21-25	3	25.0%
26-30	3	25.0%
31-40	2	16.7%
41-50	1	8.3%
51-60	1	8.3%
61-70		
71-80		
81+		
Unk		
Total	12	100.0%
Avg	31.7	
<21	2	16.7%
>60		

Enrollments	#
SM '12	23
SM '13	5
SM '14	18
SM '15	10
SM '16	12
SM '17	12



Graduates	#
SM '12	2
SM '13	4
SM '14	8
SM '15	5
SM '16	5
SM '17	9



Demographics	Male				Female				Grand Total											
	Full-time		Part-time		Male Total		Full-time		Part-time		Female Total		Full-time		Part-time		Grand Total			
	#	%	#	%	#	%	#	%	#	%	#	%	#	%	#	%	#	%		
Asian																				
American Indian / Alaskan Native																				
Black or African American																				
Hispanic			1	8.3%	1	8.3%									1	8.3%	1	8.3%	1	8.3%
White			3	25.0%	3	25.0%			8	66.7%	8	66.7%			11	91.7%	11	91.7%	11	91.7%
Native Hawaiian or Pacific Islander																				
Unknown																				
Totals			4	33.3%	4	33.3%			8	66.7%	8	66.7%			12	100.0%	12	100.0%	12	100.0%



Massage Therapy

CIP Code: 51.3501

Curriculum Code:

MAS 2004

Program:

CER

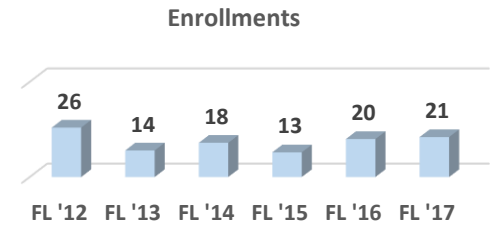
Fall 2017

Total Enrollment:	21	100.0%	Male:	4	19.0%	FT:	20	95.2%	Avg Age:	25.3	
Minority:	3	14.3%	Female:	17	81.0%	PT:	1	4.8%	Feeder Enrl:	10	47.6%

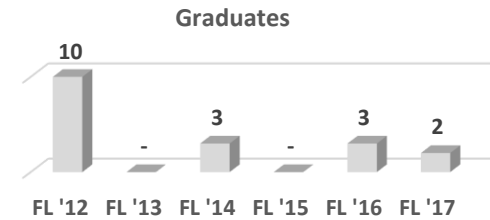
Feeder H.S. Enrollees	#	%
Carbondale	3	14.3%
Carterville	2	9.5%
Crab Orchard		
DuQuoin		
Elverado	1	4.8%
Herrin		
Johnston City		
Marion	1	4.8%
Murphysboro	2	9.5%
West Frankfort		
Trico	1	4.8%
Feeder H.S. Total	10	47.6%
Agape Christian		
GED	1	4.8%

Age	#	%
<= 17		
18-20	9	42.9%
21-25	7	33.3%
26-30	2	9.5%
31-40	1	4.8%
41-50	1	4.8%
51-60	1	4.8%
61-70		
71-80		
81+		
Unk		
Total	21	100.0%
Avg	25.3	
<21	9	42.9%
>60		

Enrollments	#
FL '12	26
FL '13	14
FL '14	18
FL '15	13
FL '16	20
FL '17	21



Graduates	#
FL '12	10
FL '13	-
FL '14	3
FL '15	-
FL '16	3
FL '17	2



Demographics	Male				Female				Grand Total										
	Full-time		Part-time		Male Total		Full-time		Part-time		Female Total		Full-time		Part-time		Grand Total		
	#	%	#	%	#	%	#	%	#	%	#	%	#	%	#	%	#	%	
Asian																			
American Indian / Alaskan Native																			
Black or African American							2	9.5%			2	9.5%	2	9.5%			2	9.5%	
Hispanic			1	4.8%	1	4.8%									1	4.8%	1	4.8%	
White	3	14.3%			3	14.3%	15	71.4%			15	71.4%	18	85.7%			18	85.7%	
Native Hawaiian or Pacific Islander																			
Unknown																			
Totals	3	14.3%	1	4.8%	4	19.0%	17	81.0%			17	81.0%	20	95.2%	1	4.8%	21	100.0%	



Massage Therapy

CIP Code: 51.3501

Curriculum Code:

MAS 2004

Program:

CER

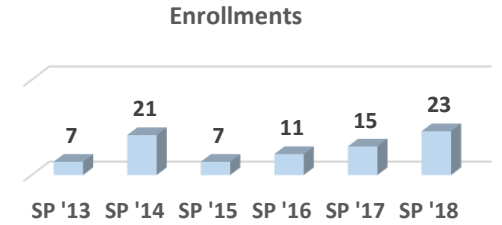
Spring 2018

Total Enrollment:	23	100.0%	Male:	3	13.0%	FT:	22	95.7%	Avg Age:	26.7	
Minority:	3	13.0%	Female:	20	87.0%	PT:	1	4.3%	Feeder Enrl:	14	60.9%

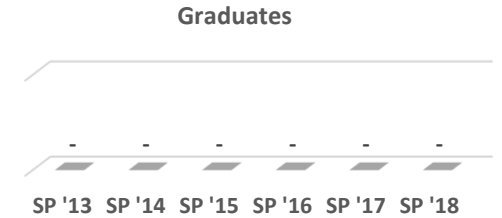
Feeder H.S. Enrollees	#	%
Carbondale	4	17.4%
Carterville	1	4.3%
Crab Orchard	1	4.3%
DuQuoin		
Elverado	2	8.7%
Herrin	2	8.7%
Johnston City		
Marion		
Murphysboro	2	8.7%
West Frankfort	1	4.3%
Trico	1	4.3%
Feeder H.S. Total	14	60.9%
Agape Christian		
GED		

Age	#	%
<= 17		
18-20	8	34.8%
21-25	8	34.8%
26-30	2	8.7%
31-40	3	13.0%
41-50	1	4.3%
51-60		
61-70	1	4.3%
71-80		
81+		
Unk		
Total	23	100.0%
Avg	26.7	
<21	8	34.8%
>60	1	4.3%

Enrollments	#
SP '13	7
SP '14	21
SP '15	7
SP '16	11
SP '17	15
SP '18	23



Graduates	#
SP '13	-
SP '14	-
SP '15	-
SP '16	-
SP '17	-
SP '18	-



Demographics	Male				Female				Grand Total									
	Full-time		Part-time		Male Total		Full-time		Part-time		Female Total		Full-time		Part-time		Grand Total	
	#	%	#	%	#	%	#	%	#	%	#	%	#	%	#	%	#	%
Asian																		
American Indian / Alaskan Native																		
Black or African American							2	8.7%			2	8.7%	2	8.7%			2	8.7%
Hispanic	1	4.3%			1	4.3%							1	4.3%			1	4.3%
White	2	8.7%			2	8.7%	17	73.9%	1	4.3%	18	78.3%	19	82.6%	1	4.3%	20	87.0%
Native Hawaiian or Pacific Islander																		
Unknown																		
Totals	3	13.0%			3	13.0%	19	82.6%	1	4.3%	20	87.0%	22	95.7%	1	4.3%	23	100.0%

1-Year Certificate of Achievement

Medical Assistant

CIP Code: *51.0801*

Curriculum Code: *MDA 2006*



Medical Assistant

Summer 2017

CIP Code: 51.0801

Curriculum Code:

MDA 2006

Program:

CER

Total Enrollment: 11 100.0%
 Minority: 2 18.2%

Male:
 Female: 11 100.0%

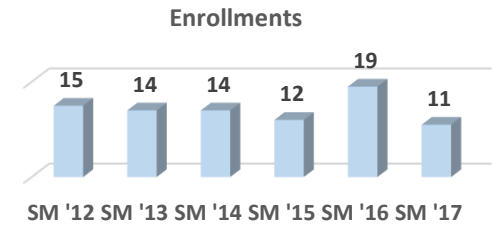
FT: 4 36.4%
 PT: 7 63.6%

Avg Age: 30.7
 Feeder Enrl: 7 63.6%

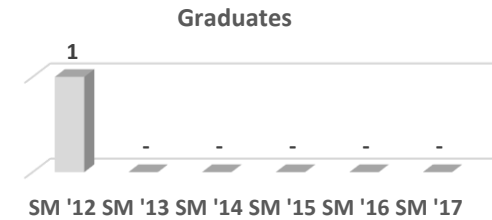
Feeder H.S. Enrollees	#	%
Carbondale	1	9.1%
Carterville		
Crab Orchard		
DuQuoin		
Elverado	1	9.1%
Herrin	1	9.1%
Johnston City	1	9.1%
Marion	1	9.1%
Murphysboro	2	18.2%
West Frankfort		
Trico		
Feeder H.S. Total	7	63.6%
Agape Christian		
GED		

Age	#	%
<= 17		
18-20	2	18.2%
21-25	2	18.2%
26-30	3	27.3%
31-40	2	18.2%
41-50	1	9.1%
51-60	1	9.1%
61-70		
71-80		
81+		
Unk		
Total	11	100.0%
Avg	30.7	
<21	2	18.2%
>60		

Enrollments	#
SM '12	15
SM '13	14
SM '14	14
SM '15	12
SM '16	19
SM '17	11



Graduates	#
SM '12	1
SM '13	-
SM '14	-
SM '15	-
SM '16	-
SM '17	-



Demographics	Male				Female				Grand Total										
	Full-time		Part-time		Male Total		Full-time		Part-time		Female Total		Full-time		Part-time		Grand Total		
	#	%	#	%	#	%	#	%	#	%	#	%	#	%	#	%	#	%	
Asian																			
American Indian / Alaskan Native																			
Black or African American							1	9.1%	1	9.1%	2	18.2%	1	9.1%	1	9.1%	2	18.2%	
Hispanic																			
White							3	27.3%	6	54.5%	9	81.8%	3	27.3%	6	54.5%	9	81.8%	
Native Hawaiian or Pacific Islander																			
Unknown																			
Totals							4	36.4%	7	63.6%	11	100.0%	4	36.4%	7	63.6%	11	100.0%	



Medical Assistant

Fall 2017

CIP Code: 51.0801

Curriculum Code:

MDA 2006

Program:

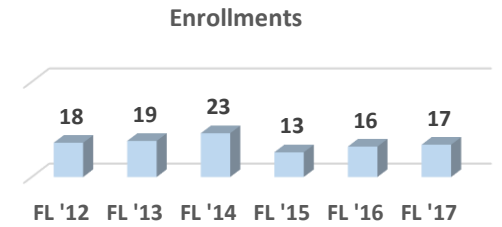
CER

Total Enrollment:	17	100.0%	Male:		FT:	10	58.8%	Avg Age:	28.9	
Minority:	4	23.5%	Female:	17	PT:	7	41.2%	Feeder Enrl:	10	58.8%

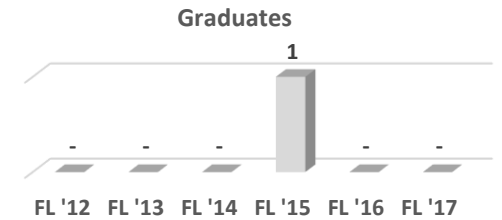
Feeder H.S. Enrollees	#	%
Carbondale	1	5.9%
Carterville		
Crab Orchard		
DuQuoin		
Elverado	1	5.9%
Herrin	1	5.9%
Johnston City		
Marion	3	17.6%
Murphysboro	1	5.9%
West Frankfort	3	17.6%
Trico		
Feeder H.S. Total	10	58.8%
Agape Christian		
GED	2	11.8%

Age	#	%
<= 17		
18-20	4	23.5%
21-25	7	41.2%
26-30	1	5.9%
31-40	2	11.8%
41-50	2	11.8%
51-60	1	5.9%
61-70		
71-80		
81+		
Unk		
Total	17	100.0%
Avg	28.9	
<21	4	23.5%
>60		

Enrollments	#
FL '12	18
FL '13	19
FL '14	23
FL '15	13
FL '16	16
FL '17	17



Graduates	#
FL '12	-
FL '13	-
FL '14	-
FL '15	1
FL '16	-
FL '17	-



Demographics	Male				Female				Grand Total										
	Full-time		Part-time		Male Total		Full-time		Part-time		Female Total		Full-time		Part-time		Grand Total		
	#	%	#	%	#	%	#	%	#	%	#	%	#	%	#	%	#	%	
Asian																			
American Indian / Alaskan Native																			
Black or African American							3	17.6%	1	5.9%	4	23.5%	3	17.6%	1	5.9%	4	23.5%	
Hispanic																			
White							7	41.2%	6	35.3%	13	76.5%	7	41.2%	6	35.3%	13	76.5%	
Native Hawaiian or Pacific Islander																			
Unknown																			
Totals							10	58.8%	7	41.2%	17	100.0%	10	58.8%	7	41.2%	17	100.0%	



Medical Assistant

Spring 2018

CIP Code: 51.0801

Curriculum Code:

MDA 2006

Program:

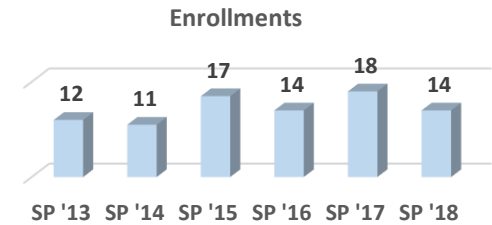
CER

Total Enrollment:	14	100.0%	Male:		FT:	12	85.7%	Avg Age:	31.9
Minority:	2	14.3%	Female:	14	PT:	2	14.3%	Feeder Enrl:	7
				100.0%					50.0%

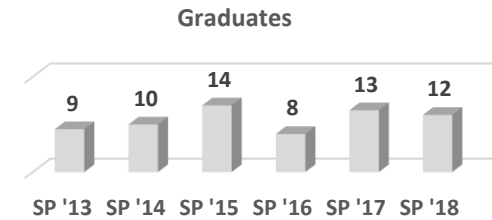
Feeder H.S. Enrollees	#	%
Carbondale		
Cartersville		
Crab Orchard		
DuQuoin		
Elverado	1	7.1%
Herrin	1	7.1%
Johnston City		
Marion	1	7.1%
Murphysboro	1	7.1%
West Frankfort	3	21.4%
Trico		
Feeder H.S. Total	7	50.0%
Agape Christian		
GED	2	14.3%

Age	#	%
<= 17		
18-20	1	7.1%
21-25	5	35.7%
26-30	2	14.3%
31-40	2	14.3%
41-50	3	21.4%
51-60	1	7.1%
61-70		
71-80		
81+		
Unk		
Total	14	100.0%
Avg	31.9	
<21	1	7.1%
>60		

Enrollments	#
SP '13	12
SP '14	11
SP '15	17
SP '16	14
SP '17	18
SP '18	14



Graduates	#
SP '13	9
SP '14	10
SP '15	14
SP '16	8
SP '17	13
SP '18	12



Demographics	Male				Female				Grand Total										
	Full-time		Part-time		Male Total		Full-time		Part-time		Female Total		Full-time		Part-time		Grand Total		
	#	%	#	%	#	%	#	%	#	%	#	%	#	%	#	%	#	%	
Asian																			
American Indian / Alaskan Native																			
Black or African American							2	14.3%			2	14.3%	2	14.3%			2	14.3%	
Hispanic																			
White							10	71.4%	2	14.3%	12	85.7%	10	71.4%	2	14.3%	12	85.7%	
Native Hawaiian or Pacific Islander																			
Unknown																			
Totals							12	85.7%	2	14.3%	14	100.0%	12	85.7%	2	14.3%	14	100.0%	

1-Year Certificate of Achievement

Medical Transcription Language Specialist

CIP Code: *51.0708*

Curriculum Code: *BUS 0075*



Medical Transcription Language Specialist

Summer 2017

CIP Code: 51.0708

Curriculum Code:

BUS 0075

Program:

CER

Total Enrollment: 1 100.0%

Male:
Female: 1 100.0%

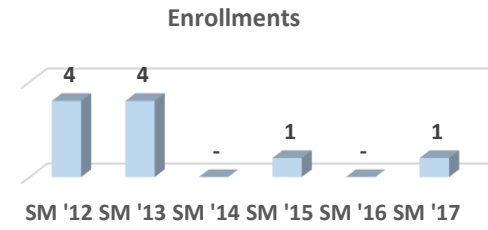
FT:
PT: 1 100.0%

Avg Age: 61.2
Feeder Enrl:

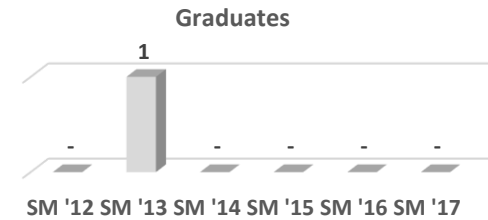
Feeder H.S. Enrollees	#	%
Carbondale		
Carterville		
Crab Orchard		
DuQuoin		
Elverado		
Herrin		
Johnston City		
Marion		
Murphysboro		
West Frankfort		
Trico		
Feeder H.S. Total		
Agape Christian		
GED		

Age	#	%
<= 17		
18-20		
21-25		
26-30		
31-40		
41-50		
51-60		
61-70	1	100.0%
71-80		
81+		
Unk		
Total	1	100.0%
Avg	61.2	
<21		
>60	1	100.0%

Enrollments	#
SM '12	4
SM '13	4
SM '14	-
SM '15	1
SM '16	-
SM '17	1



Graduates	#
SM '12	-
SM '13	1
SM '14	-
SM '15	-
SM '16	-
SM '17	-



Demographics	Male				Female				Grand Total										
	Full-time		Part-time		Male Total		Full-time		Part-time		Female Total		Full-time		Part-time		Grand Total		
	#	%	#	%	#	%	#	%	#	%	#	%	#	%	#	%	#	%	
Asian																			
American Indian / Alaskan Native																			
Black or African American																			
Hispanic																			
White								1	100.0%	1	100.0%					1	100.0%	1	100.0%
Native Hawaiian or Pacific Islander																			
Unknown																			
Totals								1	100.0%	1	100.0%					1	100.0%	1	100.0%



Medical Transcription Language Specialist

Fall 2017

CIP Code: 51.0708

Curriculum Code:

BUS 0075

Program:

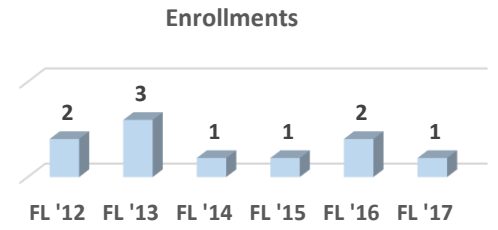
CER

Total Enrollment:	1 100.0%	Male:		FT:		Avg Age:	61.4
Minority:		Female:	1 100.0%	PT:	1 100.0%	Feeder Enrl:	

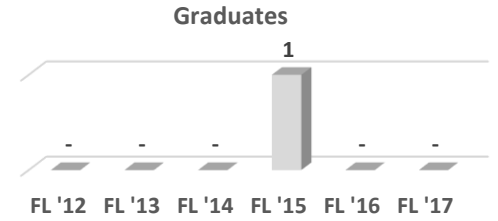
Feeder H.S. Enrollees	#	%
Carbondale		
Cartersville		
Crab Orchard		
DuQuoin		
Elverado		
Herrin		
Johnston City		
Marion		
Murphysboro		
West Frankfort		
Trico		
Feeder H.S. Total		
Agape Christian		
GED		

Age	#	%
<= 17		
18-20		
21-25		
26-30		
31-40		
41-50		
51-60		
61-70	1	100.0%
71-80		
81+		
Unk		
Total	1	100.0%
Avg	61.4	
<21		
>60	1	100.0%

Enrollments	#
FL '12	2
FL '13	3
FL '14	1
FL '15	1
FL '16	2
FL '17	1



Graduates	#
FL '12	-
FL '13	-
FL '14	-
FL '15	1
FL '16	-
FL '17	-



Demographics	Male				Female				Grand Total										
	Full-time		Part-time		Male Total		Full-time		Part-time		Female Total		Full-time		Part-time		Grand Total		
	#	%	#	%	#	%	#	%	#	%	#	%	#	%	#	%	#	%	
Asian																			
American Indian / Alaskan Native																			
Black or African American																			
Hispanic																			
White								1	100.0%	1	100.0%			1	100.0%			1	100.0%
Native Hawaiian or Pacific Islander																			
Unknown																			
Totals								1	100.0%	1	100.0%			1	100.0%			1	100.0%



Medical Transcription Language Specialist

Spring 2018

CIP Code: 51.0708

Curriculum Code:

BUS 0075

Program:

CER

Total Enrollment: 2 100.0%

Male: 1 50.0%

FT:

Avg Age: 61.4

Minority:

Female: 1 50.0%

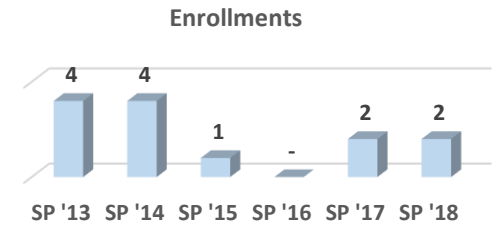
PT: 2 100.0%

Feeder Enrl:

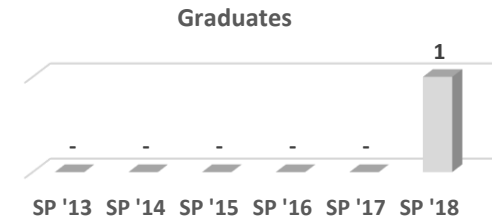
Feeder H.S. Enrollees	#	%
Carbondale		
Cartersville		
Crab Orchard		
DuQuoin		
Elverado		
Herrin		
Johnston City		
Marion		
Murphysboro		
West Frankfort		
Trico		
Feeder H.S. Total		
Agape Christian		
GED		

Age	#	%
<= 17		
18-20		
21-25		
26-30		
31-40		
41-50		
51-60	1	50.0%
61-70	1	50.0%
71-80		
81+		
Unk		
Total	2	100.0%
Avg	61.4	
<21		
>60	1	50.0%

Enrollments	#
SP '13	4
SP '14	4
SP '15	1
SP '16	-
SP '17	2
SP '18	2



Graduates	#
SP '13	-
SP '14	-
SP '15	-
SP '16	-
SP '17	-
SP '18	1



Demographics	Male				Female				Grand Total										
	Full-time		Part-time		Male Total		Full-time		Part-time		Female Total		Full-time		Part-time		Grand Total		
	#	%	#	%	#	%	#	%	#	%	#	%	#	%	#	%	#	%	
Asian																			
American Indian / Alaskan Native																			
Black or African American																			
Hispanic																			
White			1	50.0%	1	50.0%			1	50.0%	1	50.0%			2	100.0%	2	100.0%	
Native Hawaiian or Pacific Islander																			
Unknown																			
Totals			1	50.0%	1	50.0%			1	50.0%	1	50.0%			2	100.0%	2	100.0%	

1-Year Certificate of Achievement

Practical Nursing

CIP Code: *51.3901*

Curriculum Code: *00LPN0061*



Practical Nursing

Summer 2017

CIP Code: 51.3901

Curriculum Code: 00LPN0061

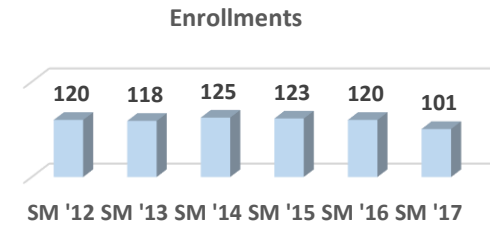
Program: CER

Total Enrollment:	101	100.0%	Male:	24	23.8%	FT:	43	42.6%	Avg Age:	27.0	
Minority:	12	11.9%	Female:	77	76.2%	PT:	58	57.4%	Feeder Enrl:	61	60.4%

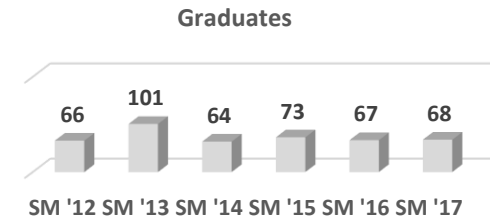
Feeder H.S. Enrollees	#	%
Carbondale	6	5.9%
Carterville	6	5.9%
Crab Orchard		
DuQuoin	3	3.0%
Elverado		
Herrin	13	12.9%
Johnston City	4	4.0%
Marion	11	10.9%
Murphysboro	7	6.9%
West Frankfort	8	7.9%
Trico	3	3.0%
Feeder H.S. Total	61	60.4%
Agape Christian	1	1.0%
GED	4	4.0%

Age	#	%
<= 17	1	1.0%
18-20	25	24.8%
21-25	36	35.6%
26-30	19	18.8%
31-40	10	9.9%
41-50	8	7.9%
51-60	2	2.0%
61-70		
71-80		
81+		
Unk		
Total	101	100.0%
Avg	27.0	
<21	26	25.7%
>60		

Enrollments	#
SM '12	120
SM '13	118
SM '14	125
SM '15	123
SM '16	120
SM '17	101



Graduates	#
SM '12	66
SM '13	101
SM '14	64
SM '15	73
SM '16	67
SM '17	68



Demographics	Male				Female				Grand Total										
	Full-time		Part-time		Male Total		Full-time		Part-time		Female Total		Full-time		Part-time		Grand Total		
	#	%	#	%	#	%	#	%	#	%	#	%	#	%	#	%	#	%	
Asian			1	1.0%	1	1.0%									1	1.0%	1	1.0%	
American Indian / Alaskan Native																			
Black or African American	3	3.0%	1	1.0%	4	4.0%			4	4.0%	4	4.0%	3	3.0%	5	5.0%	8	7.9%	
Hispanic									3	3.0%	3	3.0%			3	3.0%	3	3.0%	
White	12	11.9%	7	6.9%	19	18.8%	28	27.7%	42	41.6%	70	69.3%	40	39.6%	49	48.5%	89	88.1%	
Native Hawaiian or Pacific Islander																			
Unknown																			
Totals	15	14.9%	9	8.9%	24	23.8%	28	27.7%	49	48.5%	77	76.2%	43	42.6%	58	57.4%	101	100.0%	



Practical Nursing

CIP Code: 51.3901

Curriculum Code: 00LPN0061

Program: CER

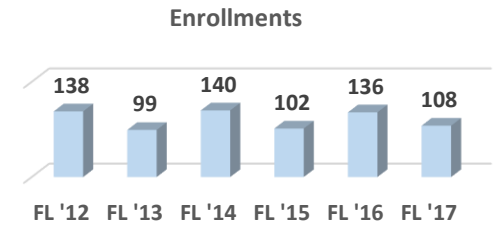
Fall 2017

Total Enrollment:	108	100.0%	Male:	18	16.7%	FT:	91	84.3%	Avg Age:	26.6	
Minority:	12	11.1%	Female:	90	83.3%	PT:	17	15.7%	Feeder Enrl:	65	60.2%

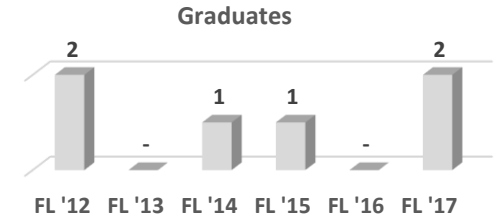
Feeder H.S. Enrollees	#	%
Carbondale	7	6.5%
Carterville	5	4.6%
Crab Orchard		
DuQuoin	5	4.6%
Elverado		
Herrin	13	12.0%
Johnston City	6	5.6%
Marion	9	8.3%
Murphysboro	10	9.3%
West Frankfort	9	8.3%
Trico	1	0.9%
Feeder H.S. Total	65	60.2%
Agape Christian	1	0.9%
GED	6	5.6%

Age	#	%
<= 17		
18-20	32	29.6%
21-25	38	35.2%
26-30	14	13.0%
31-40	13	12.0%
41-50	9	8.3%
51-60	2	1.9%
61-70		
71-80		
81+		
Unk		
Total	108	100.0%
Avg	26.6	
<21	32	29.6%
>60		

Enrollments	#
FL '12	138
FL '13	99
FL '14	140
FL '15	102
FL '16	136
FL '17	108



Graduates	#
FL '12	2
FL '13	-
FL '14	1
FL '15	1
FL '16	-
FL '17	2



Demographics	Male				Female				Grand Total									
	Full-time		Part-time		Male Total		Full-time		Part-time		Female Total		Full-time		Part-time		Grand Total	
	#	%	#	%	#	%	#	%	#	%	#	%	#	%	#	%	#	%
Asian			1	0.9%	1	0.9%	1	0.9%			1	0.9%	1	0.9%	1	0.9%	2	1.9%
American Indian / Alaskan Native							1	0.9%			1	0.9%	1	0.9%			1	0.9%
Black or African American							6	5.6%	2	1.9%	8	7.4%	6	5.6%	2	1.9%	8	7.4%
Hispanic									1	0.9%	1	0.9%			1	0.9%	1	0.9%
White	17	15.7%			17	15.7%	65	60.2%	13	12.0%	78	72.2%	82	75.9%	13	12.0%	95	88.0%
Native Hawaiian or Pacific Islander																		
Unknown							1	0.9%			1	0.9%	1	0.9%			1	0.9%
Totals	17	15.7%	1	0.9%	18	16.7%	74	68.5%	16	14.8%	90	83.3%	91	84.3%	17	15.7%	108	100.0%



CIP Code: 51.3901

Curriculum Code: 00LPN0061

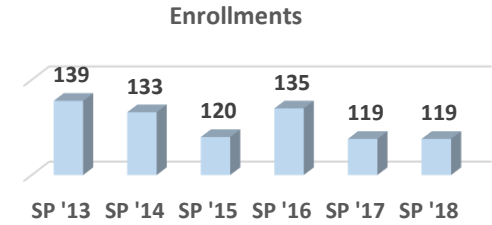
Program: CER

Total Enrollment:	119	100.0%	Male:	16	13.4%	FT:	60	50.4%	Avg Age:	26.5	
Minority:	10	8.4%	Female:	103	86.6%	PT:	59	49.6%	Feeder Enrl:	72	60.5%

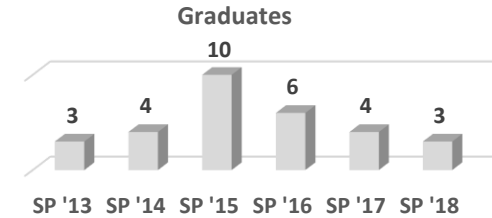
<u>Feeder H.S. Enrollees</u>	#	%
Carbondale	9	7.6%
Carterville	10	8.4%
Crab Orchard	1	0.8%
DuQuoin	3	2.5%
Elverado		
Herrin	9	7.6%
Johnston City	6	5.0%
Marion	10	8.4%
Murphysboro	10	8.4%
West Frankfort	10	8.4%
Trico	4	3.4%
Feeder H.S. Total	72	60.5%
Agape Christian	1	0.8%
GED	7	5.9%

<u>Age</u>	#	%
<= 17	1	0.8%
18-20	24	20.2%
21-25	48	40.3%
26-30	20	16.8%
31-40	18	15.1%
41-50	6	5.0%
51-60	2	1.7%
61-70		
71-80		
81+		
Unk		
Total	119	100.0%
Avg	26.5	
<21	25	21.0%
>60		

<u>Enrollments</u>	#
SP '13	139
SP '14	133
SP '15	120
SP '16	135
SP '17	119
SP '18	119



<u>Graduates</u>	#
SP '13	3
SP '14	4
SP '15	10
SP '16	6
SP '17	4
SP '18	3



Demographics	Male						Female						Grand Total					
	Full-time		Part-time		Male Total		Full-time		Part-time		Female Total		Full-time		Part-time		Grand Total	
	#	%	#	%	#	%	#	%	#	%	#	%	#	%	#	%	#	%
Asian			1	0.8%	1	0.8%	1	0.8%	1	0.8%	2	1.7%	1	0.8%	2	1.7%	3	2.5%
American Indian / Alaskan Native							1	0.8%			1	0.8%	1	0.8%			1	0.8%
Black or African American							3	2.5%	3	2.5%	6	5.0%	3	2.5%	3	2.5%	6	5.0%
Hispanic																		
White	7	5.9%	8	6.7%	15	12.6%	48	40.3%	46	38.7%	94	79.0%	55	46.2%	54	45.4%	109	91.6%
Native Hawaiian or Pacific Islander																		
Unknown																		
Totals	7	5.9%	9	7.6%	16	13.4%	53	44.5%	50	42.0%	103	86.6%	60	50.4%	59	49.6%	119	100.0%

1-Year Certificate of Achievement

Surgical Technology

CIP Code: 51.0909

Curriculum Code: ORT 5199



Surgical Technology

Summer 2017

CIP Code: 51.0909

Curriculum Code:

ORT 5199

Program:

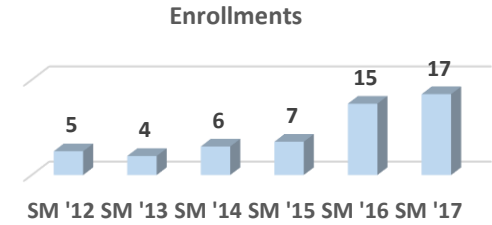
CER

Total Enrollment:	17	100.0%	Male:	3	17.6%	FT:	9	52.9%	Avg Age:	23.9	
Minority:			Female:	14	82.4%	PT:	8	47.1%	Feeder Enrl:	12	70.6%

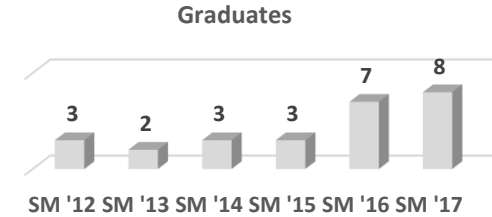
Feeder H.S. Enrollees	#	%
Carbondale	2	11.8%
Carterville	1	5.9%
Crab Orchard		
DuQuoin	1	5.9%
Elverado		
Herrin	2	11.8%
Johnston City	2	11.8%
Marion	3	17.6%
Murphysboro		
West Frankfort		
Trico	1	5.9%
Feeder H.S. Total	12	70.6%
Agape Christian		
GED	2	11.8%

Age	#	%
<= 17		
18-20	5	29.4%
21-25	8	47.1%
26-30	3	17.6%
31-40	1	5.9%
41-50		
51-60		
61-70		
71-80		
81+		
Unk		
Total	17	100.0%
Avg	23.9	
<21	5	29.4%
>60		

Enrollments	#
SM '12	5
SM '13	4
SM '14	6
SM '15	7
SM '16	15
SM '17	17



Graduates	#
SM '12	3
SM '13	2
SM '14	3
SM '15	3
SM '16	7
SM '17	8



Demographics	Male				Female				Grand Total										
	Full-time		Part-time		Male Total		Full-time		Part-time		Female Total		Full-time		Part-time		Grand Total		
	#	%	#	%	#	%	#	%	#	%	#	%	#	%	#	%	#	%	
Asian																			
American Indian / Alaskan Native																			
Black or African American																			
Hispanic																			
White	1	5.9%	2	11.8%	3	17.6%	8	47.1%	6	35.3%	14	82.4%	9	52.9%	8	47.1%	17	100.0%	
Native Hawaiian or Pacific Islander																			
Unknown																			
Totals	1	5.9%	2	11.8%	3	17.6%	8	47.1%	6	35.3%	14	82.4%	9	52.9%	8	47.1%	17	100.0%	



Surgical Technology

Fall 2017

CIP Code: 51.0909

Curriculum Code:

ORT 5199

Program:

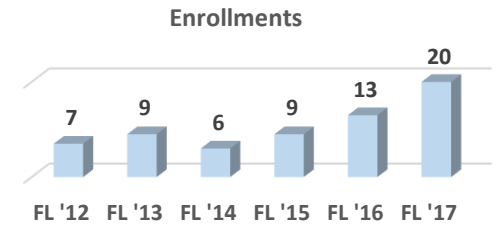
CER

Total Enrollment:	20	100.0%	Male:	1	5.0%	FT:	15	75.0%	Avg Age:	30.0	
Minority:			Female:	19	95.0%	PT:	5	25.0%	Feeder Enrl:	11	55.0%

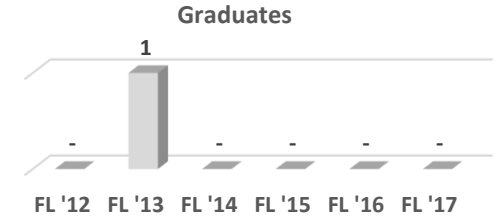
Feeder H.S. Enrollees	#	%
Carbondale	1	5.0%
Carterville	2	10.0%
Crab Orchard		
DuQuoin	1	5.0%
Elverado		
Herrin	1	5.0%
Johnston City	1	5.0%
Marion	3	15.0%
Murphysboro	1	5.0%
West Frankfort	1	5.0%
Trico		
Feeder H.S. Total	11	55.0%
Agape Christian		
GED	2	10.0%

Age	#	%
<= 17		
18-20	2	10.0%
21-25	10	50.0%
26-30	3	15.0%
31-40		
41-50	4	20.0%
51-60	1	5.0%
61-70		
71-80		
81+		
Unk		
Total	20	100.0%
Avg	30.0	
<21	2	10.0%
>60		

Enrollments	#
FL '12	7
FL '13	9
FL '14	6
FL '15	9
FL '16	13
FL '17	20



Graduates	#
FL '12	-
FL '13	1
FL '14	-
FL '15	-
FL '16	-
FL '17	-



Demographics	Male				Female				Grand Total										
	Full-time		Part-time		Male Total		Full-time		Part-time		Female Total		Full-time		Part-time		Grand Total		
	#	%	#	%	#	%	#	%	#	%	#	%	#	%	#	%	#	%	
Asian																			
American Indian / Alaskan Native																			
Black or African American																			
Hispanic																			
White			1	5.0%	1	5.0%	15	75.0%	4	20.0%	19	95.0%	15	75.0%	5	25.0%	20	100.0%	
Native Hawaiian or Pacific Islander																			
Unknown																			
Totals			1	5.0%	1	5.0%	15	75.0%	4	20.0%	19	95.0%	15	75.0%	5	25.0%	20	100.0%	



Surgical Technology

Spring 2018

CIP Code: 51.0909

Curriculum Code: ORT 5199

Program: CER

Program:

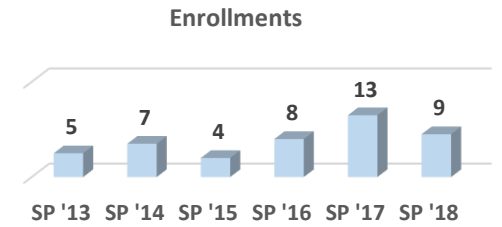
CER

Total Enrollment:	9 100.0%	Male:	1 11.1%	FT:	3 33.3%	Avg Age:	27.6
Minority:		Female:	8 88.9%	PT:	6 66.7%	Feeder Enrl:	6 66.7%

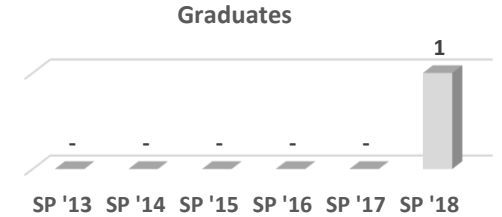
Feeder H.S. Enrollees	#	%
Carbondale	1	11.1%
Carterville		
Crab Orchard		
DuQuoin		
Elverado		
Herrin	1	11.1%
Johnston City		
Marion	2	22.2%
Murphysboro	1	11.1%
West Frankfort	1	11.1%
Trico		
Feeder H.S. Total	6	66.7%
Agape Christian		
GED	1	11.1%

Age	#	%
<= 17		
18-20		
21-25	6	66.7%
26-30		
31-40	2	22.2%
41-50	1	11.1%
51-60		
61-70		
71-80		
81+		
Unk		
Total	9	100.0%
Avg	27.6	
<21		
>60		

Enrollments	#
SP '13	5
SP '14	7
SP '15	4
SP '16	8
SP '17	13
SP '18	9



Graduates	#
SP '13	-
SP '14	-
SP '15	-
SP '16	-
SP '17	-
SP '18	1



Demographics	Male				Female				Grand Total										
	Full-time		Part-time		Male Total		Full-time		Part-time		Female Total		Full-time		Part-time		Grand Total		
	#	%	#	%	#	%	#	%	#	%	#	%	#	%	#	%	#	%	
Asian																			
American Indian / Alaskan Native																			
Black or African American																			
Hispanic																			
White			1	11.1%	1	11.1%	3	33.3%	5	55.6%	8	88.9%	3	33.3%	6	66.7%	9	100.0%	
Native Hawaiian or Pacific Islander																			
Unknown																			
Totals			1	11.1%	1	11.1%	3	33.3%	5	55.6%	8	88.9%	3	33.3%	6	66.7%	9	100.0%	