

JOHN A. LOGAN COLLEGE

FY 2017 – FY 2018

*John A. Logan College - Program Data
Short-Term Certificate*



Short-Term Certificate

Computer Networking

CIP Code: *11.0202*

Curriculum Code: *CIS 1206*



Computer Networking

Summer 2017

CIP Code: 11.0202

Curriculum Code: CIS 1206

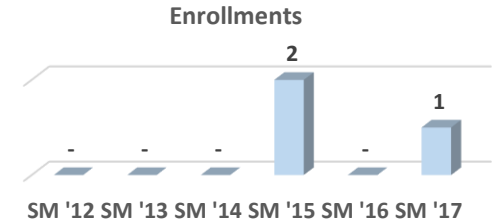
Program: ST

Total Enrollment:	1	100.0%	Male:	1	100.0%	FT:	1	100.0%	Avg Age:	23.9
Minority:	1	100.0%	Female:			PT:			Feeder Enrl:	

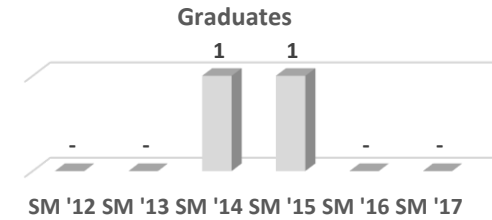
Feeder H.S. Enrollees	#	%
Carbondale		
Carterville		
Crab Orchard		
DuQuoin		
Elverado		
Herrin		
Johnston City		
Marion		
Murphysboro		
West Frankfort		
Trico		
Feeder H.S. Total		
Agape Christian		
GED		

Age	#	%
<= 17		
18-20		
21-25	1	100.0%
26-30		
31-40		
41-50		
51-60		
61-70		
71-80		
81+		
Unk		
Total	1	100.0%
Avg	23.9	
<21		
>=60		

Enrollments	#
SM '12	-
SM '13	-
SM '14	-
SM '15	2
SM '16	-
SM '17	1



Graduates	#
SM '12	-
SM '13	-
SM '14	1
SM '15	1
SM '16	-
SM '17	-



Demographics	Male				Female				Grand Total										
	Full-time		Part-time		Male Total		Full-time		Part-time		Female Total		Full-time		Part-time		Grand Total		
	#	%	#	%	#	%	#	%	#	%	#	%	#	%	#	%	#	%	
Asian																			
American Indian / Alaskan Native																			
Black or African American	1	100.0%			1	100.0%							1	100.0%			1	100.0%	
Hispanic																			
White																			
Native Hawaiian or Pacific Islander																			
Unknown																			
Totals	1	100.0%			1	100.0%							1	100.0%			1	100.0%	



Computer Networking

Fall 2017

CIP Code: 11.0202

Curriculum Code: CIS 1206

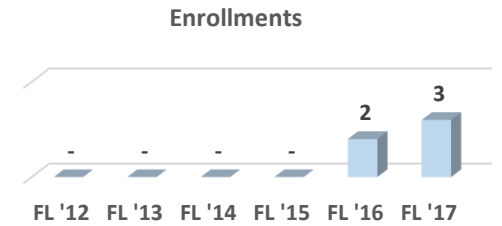
Program: ST

Total Enrollment:	3 100.0%	Male:	3 100.0%	FT:	2 66.7%	Avg Age:	24.7
Minority:		Female:		PT:	1 33.3%	Feeder Enrl:	2 66.7%

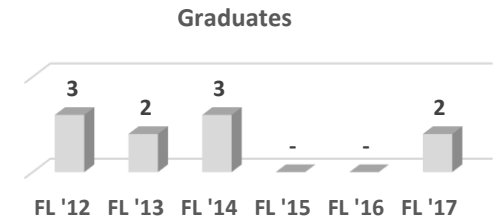
Feeder H.S. Enrollees	#	%
Carbondale		
Carterville		
Crab Orchard		
DuQuoin		
Elverado		
Herrin		
Johnston City		
Marion	2	66.7%
Murphysboro		
West Frankfort		
Trico		
Feeder H.S. Total	2	66.7%
Agape Christian		
GED	1	33.3%

Age	#	%
<= 17		
18-20		
21-25	2	66.7%
26-30	1	33.3%
31-40		
41-50		
51-60		
61-70		
71-80		
81+		
Unk		
Total	3	100.0%
Avg	24.7	
<21		
>=60		

Enrollments	#
FL '12	-
FL '13	-
FL '14	-
FL '15	-
FL '16	2
FL '17	3



Graduates	#
FL '12	3
FL '13	2
FL '14	3
FL '15	-
FL '16	-
FL '17	2



Demographics	Male				Female				Grand Total										
	Full-time		Part-time		Male Total		Full-time		Part-time		Female Total		Full-time		Part-time		Grand Total		
	#	%	#	%	#	%	#	%	#	%	#	%	#	%	#	%	#	%	
Asian																			
American Indian / Alaskan Native																			
Black or African American																			
Hispanic																			
White	2	66.7%	1	33.3%	3	100.0%							2	66.7%	1	33.3%	3	100.0%	
Native Hawaiian or Pacific Islander																			
Unknown																			
Totals	2	66.7%	1	33.3%	3	100.0%							2	66.7%	1	33.3%	3	100.0%	



Computer Networking

Spring 2018

CIP Code: 11.0202

Curriculum Code: CIS 1206

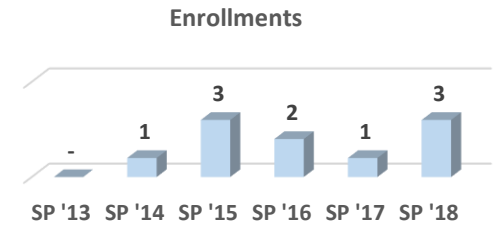
Program: ST

Total Enrollment:	3 100.0%	Male:	3 100.0%	FT:	2 66.7%	Avg Age:	25.0
Minority:		Female:		PT:	1 33.3%	Feeder Enrl:	2 66.7%

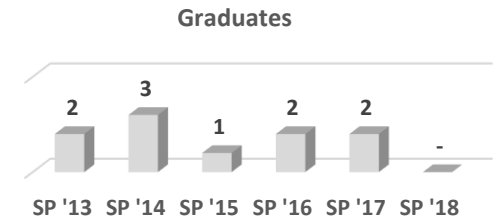
Feeder H.S. Enrollees	#	%
Carbondale		
Carterville		
Crab Orchard		
DuQuoin		
Elverado		
Herrin		
Johnston City		
Marion	2	66.7%
Murphysboro		
West Frankfort		
Trico		
Feeder H.S. Total	2	66.7%
Agape Christian		
GED	1	33.3%

Age	#	%
<= 17		
18-20		
21-25	2	66.7%
26-30	1	33.3%
31-40		
41-50		
51-60		
61-70		
71-80		
81+		
Unk		
Total	3	100.0%
Avg	25.0	
<21		
>=60		

Enrollments	#
SP '13	-
SP '14	1
SP '15	3
SP '16	2
SP '17	1
SP '18	3



Graduates	#
SP '13	2
SP '14	3
SP '15	1
SP '16	2
SP '17	2
SP '18	-



Demographics	Male				Female				Grand Total										
	Full-time		Part-time		Male Total		Full-time		Part-time		Female Total		Full-time		Part-time		Grand Total		
	#	%	#	%	#	%	#	%	#	%	#	%	#	%	#	%	#	%	
Asian																			
American Indian / Alaskan Native																			
Black or African American																			
Hispanic																			
White	2	66.7%	1	33.3%	3	100.0%							2	66.7%	1	33.3%	3	100.0%	
Native Hawaiian or Pacific Islander																			
Unknown																			
Totals	2	66.7%	1	33.3%	3	100.0%							2	66.7%	1	33.3%	3	100.0%	

Short-Term Certificate

Cosmetology Teacher Program

CIP Code: *12.0413*

Curriculum Code: *00COS0057*



Cosmetology Teacher Program

Summer 2017

CIP Code: 12.0413

Curriculum Code: 00COS0057

Program: ST

Total Enrollment:

Male:

FT:

Avg Age:

Minority:

Female:

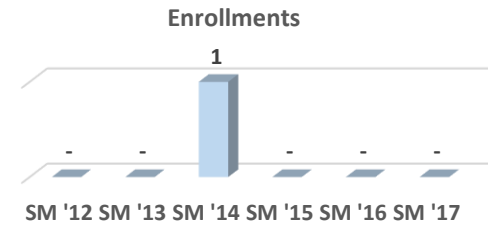
PT:

Feeder Enrl:

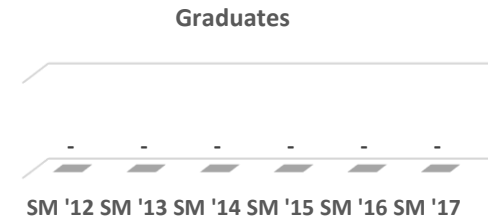
Feeder H.S. Enrollees	#	%
Carbondale		
Carterville		
Crab Orchard		
DuQuoin		
Elverado		
Herrin		
Johnston City		
Marion		
Murphysboro		
West Frankfort		
Trico		
Feeder H.S. Total		
Agape Christian		
GED		

Age	#	%
<= 17		
18-20		
21-25		
26-30		
31-40		
41-50		
51-60		
61-70		
71-80		
81+		
Unk		
Total		
Avg		
<21		
>60		

Enrollments	
SM '12	-
SM '13	-
SM '14	1
SM '15	-
SM '16	-
SM '17	-



Graduates	
SM '12	-
SM '13	-
SM '14	-
SM '15	-
SM '16	-
SM '17	-



Demographics	Male				Female				Grand Total										
	Full-time		Part-time		Male Total		Full-time		Part-time		Female Total		Full-time		Part-time		Grand Total		
	#	%	#	%	#	%	#	%	#	%	#	%	#	%	#	%	#	%	
Asian																			
American Indian / Alaskan Native																			
Black or African American																			
Hispanic																			
White																			
Native Hawaiian or Pacific Islander																			
Unknown																			
Totals																			



Cosmetology Teacher Program

Fall 2017

CIP Code: 12.0413

Curriculum Code: 00COS0057

Program: ST

Total Enrollment:
Minority:

Male:
Female:

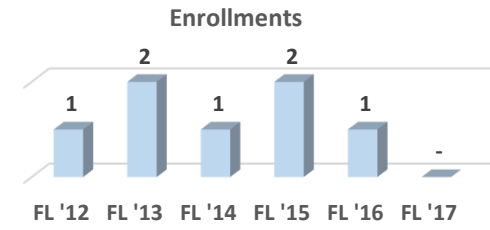
FT:
PT:

Avg Age:
Feeder Enrl:

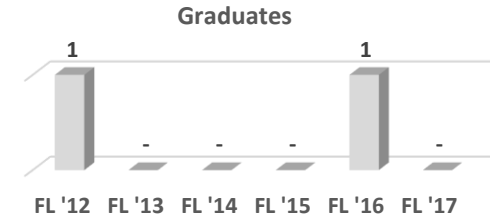
Feeder H.S. Enrollees	#	%
Carbondale		
Cartersville		
Crab Orchard		
DuQuoin		
Elverado		
Herrin		
Johnston City		
Marion		
Murphysboro		
West Frankfort		
Trico		
Feeder H.S. Total		
Agape Christian		
GED		

Age	#	%
<= 17		
18-20		
21-25		
26-30		
31-40		
41-50		
51-60		
61-70		
71-80		
81+		
Unk		
Total		
Avg		
<21		
>60		

Enrollments	#
FL '12	1
FL '13	2
FL '14	1
FL '15	2
FL '16	1
FL '17	-



Graduates	#
FL '12	1
FL '13	-
FL '14	-
FL '15	-
FL '16	1
FL '17	-



Demographics	Male				Female				Grand Total										
	Full-time		Part-time		Male Total		Full-time		Part-time		Female Total		Full-time		Part-time		Grand Total		
	#	%	#	%	#	%	#	%	#	%	#	%	#	%	#	%	#	%	
Asian																			
American Indian / Alaskan Native																			
Black or African American																			
Hispanic																			
White																			
Native Hawaiian or Pacific Islander																			
Unknown																			
Totals																			



Cosmetology Teacher Program

Spring 2018

CIP Code: 12.0413

Curriculum Code:

00COS0057

Program:

ST

Total Enrollment:

Male:

FT:

Avg Age:

Minority:

Female:

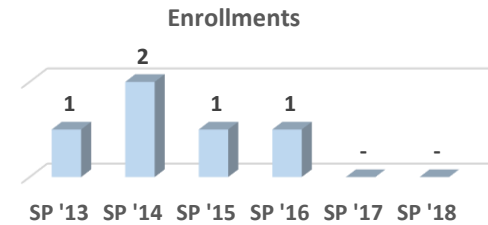
PT:

Feeder Enrl:

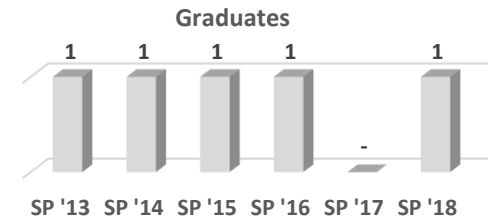
Feeder H.S. Enrollees	#	%
Carbondale		
Cartersville		
Crab Orchard		
DuQuoin		
Elverado		
Herrin		
Johnston City		
Marion		
Murphysboro		
West Frankfort		
Trico		
Feeder H.S. Total		
Agape Christian		
GED		

Age	#	%
<= 17		
18-20		
21-25		
26-30		
31-40		
41-50		
51-60		
61-70		
71-80		
81+		
Unk		
Total		
Avg		
<21		
>60		

Enrollments	#
SP '13	1
SP '14	2
SP '15	1
SP '16	1
SP '17	-
SP '18	-



Graduates	#
SP '13	1
SP '14	1
SP '15	1
SP '16	1
SP '17	-
SP '18	1



Demographics	Male				Female				Grand Total										
	Full-time		Part-time		Male Total		Full-time		Part-time		Female Total		Full-time		Part-time		Grand Total		
	#	%	#	%	#	%	#	%	#	%	#	%	#	%	#	%	#	%	
Asian																			
American Indian / Alaskan Native																			
Black or African American																			
Hispanic																			
White																			
Native Hawaiian or Pacific Islander																			
Unknown																			
Totals																			

Short-Term Certificate

Customer Service

CIP Code: 52.0411

Curriculum Code: 00BUS0021



Customer Service

Summer 2017

CIP Code: 52.0411

Curriculum Code: 00BUS0021

Program: ST

Total Enrollment:
Minority:

Male:
Female:

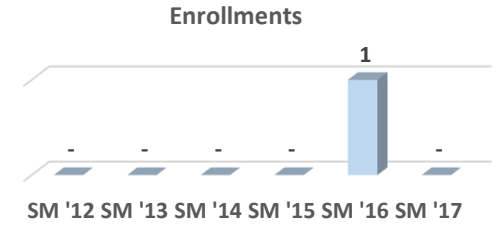
FT:
PT:

Avg Age:
Feeder Enrl:

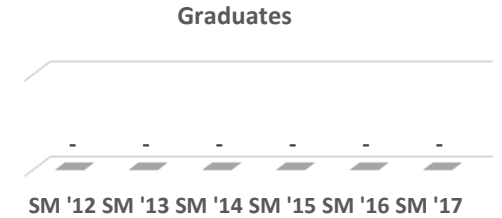
Feeder H.S. Enrollees	#	%
Carbondale		
Carterville		
Crab Orchard		
DuQuoin		
Elverado		
Herrin		
Johnston City		
Marion		
Murphysboro		
West Frankfort		
Trico		
Feeder H.S. Total		
Agape Christian		
GED		

Age	#	%
<= 17		
18-20		
21-25		
26-30		
31-40		
41-50		
51-60		
61-70		
71-80		
81+		
Unk		
Total		
Avg		
<21		
>60		

Enrollments	#
SM '12	-
SM '13	-
SM '14	-
SM '15	-
SM '16	1
SM '17	-



Graduates	#
SM '12	-
SM '13	-
SM '14	-
SM '15	-
SM '16	-
SM '17	-



Demographics	Male				Female				Grand Total										
	Full-time		Part-time		Male Total		Full-time		Part-time		Female Total		Full-time		Part-time		Grand Total		
	#	%	#	%	#	%	#	%	#	%	#	%	#	%	#	%	#	%	
Asian																			
American Indian / Alaskan Native																			
Black or African American																			
Hispanic																			
White																			
Native Hawaiian or Pacific Islander																			
Unknown																			
Totals																			



Customer Service

Fall 2017

CIP Code: 52.0411

Curriculum Code: 00BUS0021

Program: ST

Total Enrollment:
Minority:

Male:
Female:

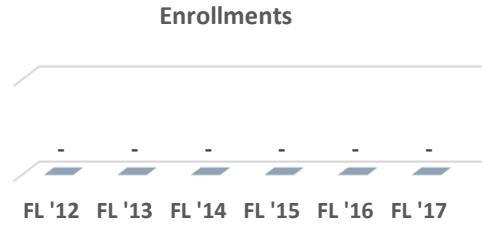
FT:
PT:

Avg Age:
Feeder Enrl:

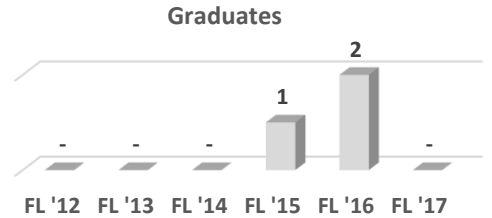
Feeder H.S. Enrollees	#	%
Carbondale		
Carterville		
Crab Orchard		
DuQuoin		
Elverado		
Herrin		
Johnston City		
Marion		
Murphysboro		
West Frankfort		
Trico		
Feeder H.S. Total		
Agape Christian		
GED		

Age	#	%
<= 17		
18-20		
21-25		
26-30		
31-40		
41-50		
51-60		
61-70		
71-80		
81+		
Unk		
Total		
Avg		
<21		
>60		

Enrollments	
FL '12	-
FL '13	-
FL '14	-
FL '15	-
FL '16	-
FL '17	-



Graduates	
FL '12	-
FL '13	-
FL '14	-
FL '15	1
FL '16	2
FL '17	-



Demographics	Male				Female				Grand Total										
	Full-time		Part-time		Male Total		Full-time		Part-time		Female Total		Full-time		Part-time		Grand Total		
	#	%	#	%	#	%	#	%	#	%	#	%	#	%	#	%	#	%	
Asian																			
American Indian / Alaskan Native																			
Black or African American																			
Hispanic																			
White																			
Native Hawaiian or Pacific Islander																			
Unknown																			
Totals																			



Customer Service

Spring 2018

CIP Code: 52.0411

Curriculum Code: 00BUS0021

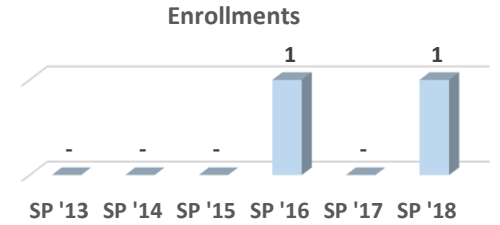
Program: ST

Total Enrollment:	1	100.0%	Male:		FT:	1	100.0%	Avg Age:	26.7
Minority:	1	100.0%	Female:	1	PT:			Feeder Enrl:	

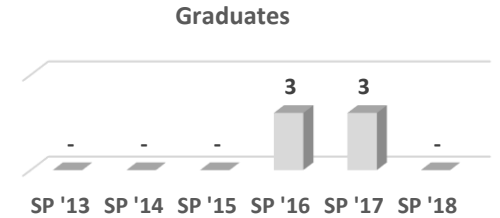
Feeder H.S. Enrollees	#	%
Carbondale		
Carterville		
Crab Orchard		
DuQuoin		
Elverado		
Herrin		
Johnston City		
Marion		
Murphysboro		
West Frankfort		
Trico		
Feeder H.S. Total		
Agape Christian		
GED		

Age	#	%
<= 17		
18-20		
21-25		
26-30	1	100.0%
31-40		
41-50		
51-60		
61-70		
71-80		
81+		
Unk		
Total	1	100.0%
Avg	26.7	
<21		
>60		

Enrollments	#
SP '13	-
SP '14	-
SP '15	-
SP '16	1
SP '17	-
SP '18	1



Graduates	#
SP '13	-
SP '14	-
SP '15	-
SP '16	3
SP '17	3
SP '18	-



Demographics	Male				Female				Grand Total										
	Full-time		Part-time		Male Total		Full-time		Part-time		Female Total		Full-time		Part-time		Grand Total		
	#	%	#	%	#	%	#	%	#	%	#	%	#	%	#	%	#	%	
Asian																			
American Indian / Alaskan Native																			
Black or African American							1	100.0%				1	100.0%	1	100.0%			1	100.0%
Hispanic																			
White																			
Native Hawaiian or Pacific Islander																			
Unknown																			
Totals							1	100.0%				1	100.0%	1	100.0%			1	100.0%

Short-Term Certificate

Early Childhood - Director's Credential Certificate Program

CIP Code: 19.0709

Curriculum Code: 00CHC0018



Early Childhood - Director's Credential Certificate Program

Summer 2017

CIP Code: 19.0709

Curriculum Code: 00CHC0018

Program: ST

Total Enrollment:

Male:

FT:

Avg Age:

Minority:

Female:

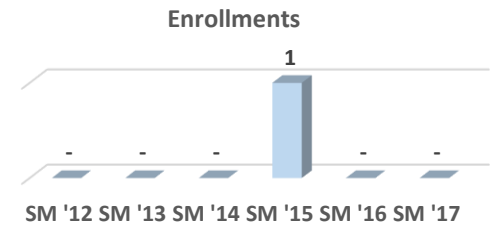
PT:

Feeder Enrl:

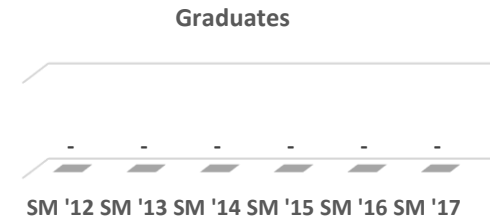
Feeder H.S. Enrollees	#	%
Carbondale		
Cartersville		
Crab Orchard		
DuQuoin		
Elverado		
Herrin		
Johnston City		
Marion		
Murphysboro		
West Frankfort		
Trico		
Feeder H.S. Total		
Agape Christian		
GED		

Age	#	%
<= 17		
18-20		
21-25		
26-30		
31-40		
41-50		
51-60		
61-70		
71-80		
81+		
Unk		
Total		
Avg		
<21		
>60		

Enrollments	#
SM '12	-
SM '13	-
SM '14	-
SM '15	1
SM '16	-
SM '17	-



Graduates	#
SM '12	-
SM '13	-
SM '14	-
SM '15	-
SM '16	-
SM '17	-



Demographics	Male				Female				Grand Total										
	Full-time		Part-time		Male Total		Full-time		Part-time		Female Total		Full-time		Part-time		Grand Total		
	#	%	#	%	#	%	#	%	#	%	#	%	#	%	#	%	#	%	
Asian																			
American Indian / Alaskan Native																			
Black or African American																			
Hispanic																			
White																			
Native Hawaiian or Pacific Islander																			
Unknown																			
Totals																			



Early Childhood - Director's Credential Certificate Program

Fall 2017

CIP Code: 19.0709

Curriculum Code: 00CHC0018

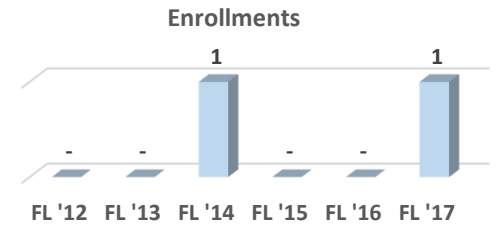
Program: ST

Total Enrollment:	1	100.0%	Male:		FT:		Avg Age:	33.2
Minority:			Female:	1	PT:	1	Feeder Enrl:	1
				100.0%		100.0%		100.0%

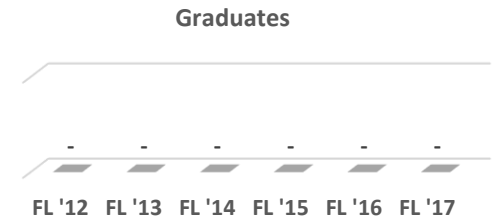
Feeder H.S. Enrollees	#	%
Carbondale		
Carterville	1	100.0%
Crab Orchard		
DuQuoin		
Elverado		
Herrin		
Johnston City		
Marion		
Murphysboro		
West Frankfort		
Trico		
Feeder H.S. Total	1	100.0%
Agape Christian		
GED		

Age	#	%
<= 17		
18-20		
21-25		
26-30		
31-40	1	100.0%
41-50		
51-60		
61-70		
71-80		
81+		
Unk		
Total	1	100.0%
Avg	33.2	
<21		
>60		

Enrollments	#
FL '12	-
FL '13	-
FL '14	1
FL '15	-
FL '16	-
FL '17	1



Graduates	#
FL '12	-
FL '13	-
FL '14	-
FL '15	-
FL '16	-
FL '17	-



Demographics	Male				Female				Grand Total										
	Full-time		Part-time		Male Total		Full-time		Part-time		Female Total		Full-time		Part-time		Grand Total		
	#	%	#	%	#	%	#	%	#	%	#	%	#	%	#	%	#	%	
Asian																			
American Indian / Alaskan Native																			
Black or African American																			
Hispanic																			
White								1	100.0%	1	100.0%					1	100.0%	1	100.0%
Native Hawaiian or Pacific Islander																			
Unknown																			
Totals								1	100.0%	1	100.0%					1	100.0%	1	100.0%



Early Childhood - Director's Credential Certificate Program

Spring 2018

CIP Code: 19.0709

Curriculum Code: 00CHC0018

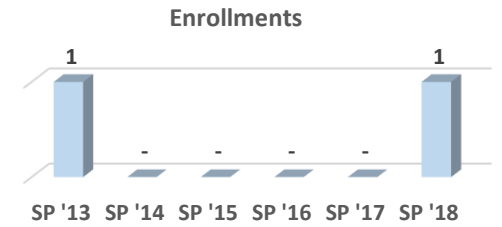
Program: ST

Total Enrollment: 1 100.0% **Male:** **FT:** **Avg Age:** 23.5
Minority: **Female:** 1 100.0% **PT:** 1 100.0% **Feeder Enrl:**

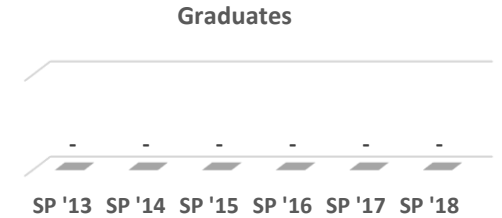
Feeder H.S. Enrollees	#	%
Carbondale		
Carterville		
Crab Orchard		
DuQuoin		
Elverado		
Herrin		
Johnston City		
Marion		
Murphysboro		
West Frankfort		
Trico		
Feeder H.S. Total		
Agape Christian		
GED		

Age	#	%
<= 17		
18-20		
21-25	1	100.0%
26-30		
31-40		
41-50		
51-60		
61-70		
71-80		
81+		
Unk		
Total	1	100.0%
Avg	23.5	
<21		
>60		

Enrollments	#
SP '13	1
SP '14	-
SP '15	-
SP '16	-
SP '17	-
SP '18	1



Graduates	#
SP '13	-
SP '14	-
SP '15	-
SP '16	-
SP '17	-
SP '18	-



Demographics	Male				Female				Grand Total										
	Full-time		Part-time		Male Total		Full-time		Part-time		Female Total		Full-time		Part-time		Grand Total		
	#	%	#	%	#	%	#	%	#	%	#	%	#	%	#	%	#	%	
Asian																			
American Indian / Alaskan Native																			
Black or African American																			
Hispanic																			
White																			
Native Hawaiian or Pacific Islander																			
Unknown								1	100.0%	1	100.0%					1	100.0%	1	100.0%
Totals								1	100.0%	1	100.0%					1	100.0%	1	100.0%

Short-Term Certificate

Home Performance Specialist

CIP Code: *15.0503*

Curriculum Code: *HAC 2016*



Home Performance Specialist

Summer 2017

CIP Code: 15.0503

Curriculum Code:

HAC 2016

Program:

ST

Total Enrollment:

Male:

FT:

Avg Age:

Minority:

Female:

PT:

Feeder Enrl:

Feeder H.S. Enrollees

%

Carbondale		
Carterville		
Crab Orchard		
DuQuoin		
Elverado		
Herrin		
Johnston City		
Marion		
Murphysboro		
West Frankfort		
Trico		
Feeder H.S. Total		
Agape Christian		
GED		

Age


%

<= 17		
18-20		
21-25		
26-30		
31-40		
41-50		
51-60		
61-70		
71-80		
81+		
Unk		
Total		
Avg		
<21		
>60		

Enrollments

SM '12	-
SM '13	-
SM '14	-
SM '15	-
SM '16	-
SM '17	-

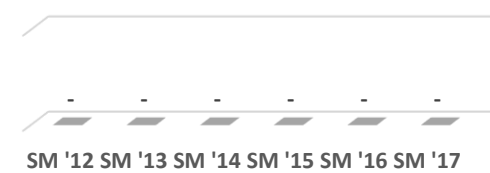
Enrollments



Graduates

SM '12	-
SM '13	-
SM '14	-
SM '15	-
SM '16	-
SM '17	-

Graduates



Demographics	Male				Female				Grand Total										
	Full-time		Part-time		Male Total		Full-time		Part-time		Female Total		Full-time		Part-time		Grand Total		
	#	%	#	%	#	%	#	%	#	%	#	%	#	%	#	%	#	%	
Asian																			
American Indian / Alaskan Native																			
Black or African American																			
Hispanic																			
White																			
Native Hawaiian or Pacific Islander																			
Unknown																			
Totals																			



Home Performance Specialist

Fall 2017

CIP Code: 15.0503

Curriculum Code:

HAC 2016

Program:

ST

Total Enrollment:

Male:

FT:

Avg Age:

Minority:

Female:

PT:

Feeder Enrl:

Feeder H.S. Enrollees

%

Carbondale		
Carterville		
Crab Orchard		
DuQuoin		
Elverado		
Herrin		
Johnston City		
Marion		
Murphysboro		
West Frankfort		
Trico		

Feeder H.S. Total

Agape Christian		
GED		

Age

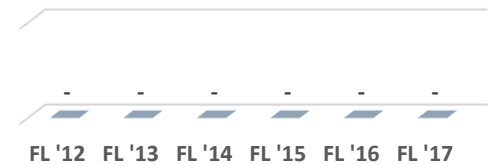
%

< = 17		
18-20		
21-25		
26-30		
31-40		
41-50		
51-60		
61-70		
71-80		
81+		
Unk		
Total		
Avg		
<21		
>60		

Enrollments

FL '12	-
FL '13	-
FL '14	-
FL '15	-
FL '16	-
FL '17	-


Enrollments



Graduates

FL '12	-
FL '13	-
FL '14	-
FL '15	-
FL '16	-
FL '17	-

Graduates



Demographics	Male				Female				Grand Total										
	Full-time		Part-time		Male Total		Full-time		Part-time		Female Total		Full-time		Part-time		Grand Total		
	#	%	#	%	#	%	#	%	#	%	#	%	#	%	#	%	#	%	
Asian																			
American Indian / Alaskan Native																			
Black or African American																			
Hispanic																			
White																			
Native Hawaiian or Pacific Islander																			
Unknown																			
Totals																			



Home Performance Specialist

Spring 2018

CIP Code: 15.0503

Curriculum Code:

HAC 2016

Program:

ST

Total Enrollment: 1 100.0%

Male: 1 100.0%

FT: 1 100.0%

Avg Age: 21.8

Minority:

Female: 1 100.0%

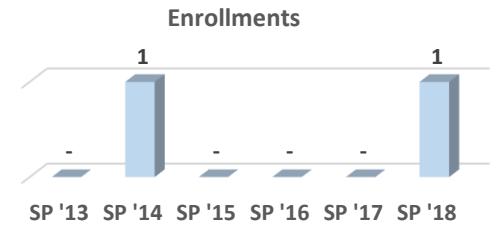
PT:

Feeder Enrl: 1 100.0%

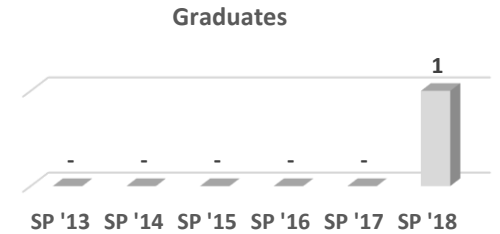
Feeder H.S. Enrollees	#	%
Carbondale		
Carterville		
Crab Orchard		
DuQuoin		
Elverado		
Herrin		
Johnston City		
Marion	1	100.0%
Murphysboro		
West Frankfort		
Trico		
Feeder H.S. Total	1	100.0%
Agape Christian		
GED		

Age	#	%
<= 17		
18-20		
21-25	1	100.0%
26-30		
31-40		
41-50		
51-60		
61-70		
71-80		
81+		
Unk		
Total	1	100.0%
Avg	21.8	
<21		
>60		

Enrollments	#
SP '13	-
SP '14	1
SP '15	-
SP '16	-
SP '17	-
SP '18	1



Graduates	#
SP '13	-
SP '14	-
SP '15	-
SP '16	-
SP '17	-
SP '18	1



Demographics	Male				Female				Grand Total										
	Full-time		Part-time		Male Total		Full-time		Part-time		Female Total		Full-time		Part-time		Grand Total		
	#	%	#	%	#	%	#	%	#	%	#	%	#	%	#	%	#	%	
Asian																			
American Indian / Alaskan Native																			
Black or African American																			
Hispanic																			
White							1	100.0%				1	100.0%	1	100.0%			1	100.0%
Native Hawaiian or Pacific Islander																			
Unknown																			
Totals							1	100.0%				1	100.0%	1	100.0%			1	100.0%

Short-Term Certificate

Information System Technician

CIP Code: 47.0104

Curriculum Code: ELT 0106



Information System Technician

Summer 2017

CIP Code: 47.0104

Curriculum Code:

ELT 0106

Program:

ST

Total Enrollment: 1 100.0%

Male: 1 100.0%

FT:

Avg Age: 19.1

Minority:

Female:

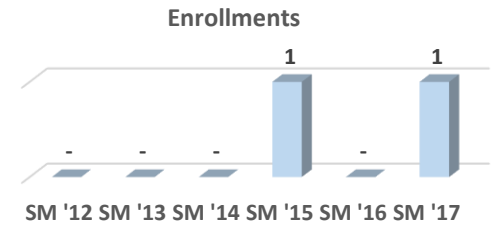
PT: 1 100.0%

Feeder Enrl: 1 100.0%

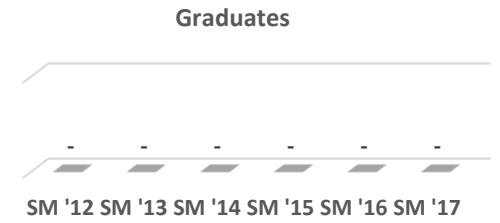
Feeder H.S. Enrollees	#	%
Carbondale		
Carterville		
Crab Orchard		
DuQuoin	1	100.0%
Elverado		
Herrin		
Johnston City		
Marion		
Murphysboro		
West Frankfort		
Trico		
Feeder H.S. Total	1	100.0%
Agape Christian		
GED		

Age	#	%
<= 17		
18-20	1	100.0%
21-25		
26-30		
31-40		
41-50		
51-60		
61-70		
71-80		
81+		
Unk		
Total	1	100.0%
Avg	19.1	
<21	1	100.0%
>60		

Enrollments	#
SM '12	-
SM '13	-
SM '14	-
SM '15	1
SM '16	-
SM '17	1



Graduates	#
SM '12	-
SM '13	-
SM '14	-
SM '15	-
SM '16	-
SM '17	-



Demographics	Male				Female				Grand Total										
	Full-time		Part-time		Male Total		Full-time		Part-time		Female Total		Full-time		Part-time		Grand Total		
	#	%	#	%	#	%	#	%	#	%	#	%	#	%	#	%	#	%	
Asian																			
American Indian / Alaskan Native																			
Black or African American																			
Hispanic																			
White			1	100.0%	1	100.0%									1	100.0%	1	100.0%	
Native Hawaiian or Pacific Islander																			
Unknown																			
Totals			1	100.0%	1	100.0%									1	100.0%	1	100.0%	



Information System Technician

Fall 2017

CIP Code: 47.0104

Curriculum Code:

ELT 0106

Program:

ST

Total Enrollment: 1 100.0%

Male: 1 100.0%

FT:

Avg Age: 19.2

Minority:

Female:

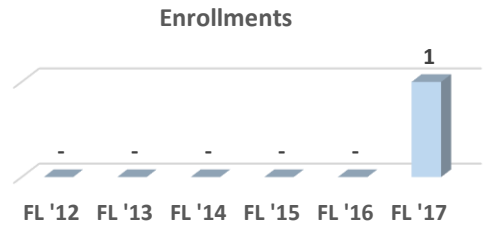
PT: 1 100.0%

Feeder Enrl: 1 100.0%

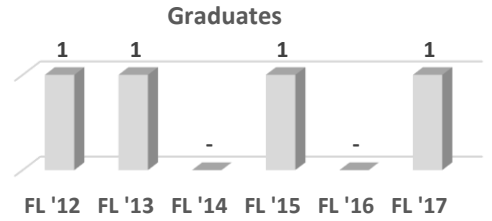
Feeder H.S. Enrollees	#	%
Carbondale		
Carterville		
Crab Orchard		
DuQuoin	1	100.0%
Elverado		
Herrin		
Johnston City		
Marion		
Murphysboro		
West Frankfort		
Trico		
Feeder H.S. Total	1	100.0%
Agape Christian		
GED		

Age	#	%
<= 17		
18-20	1	100.0%
21-25		
26-30		
31-40		
41-50		
51-60		
61-70		
71-80		
81+		
Unk		
Total	1	100.0%
Avg	19.2	
<21	1	100.0%
>60		

Enrollments	#
FL '12	-
FL '13	-
FL '14	-
FL '15	-
FL '16	-
FL '17	1



Graduates	#
FL '12	1
FL '13	1
FL '14	-
FL '15	1
FL '16	-
FL '17	1



Demographics	Male				Female				Grand Total										
	Full-time		Part-time		Male Total		Full-time		Part-time		Female Total		Full-time		Part-time		Grand Total		
	#	%	#	%	#	%	#	%	#	%	#	%	#	%	#	%	#	%	
Asian																			
American Indian / Alaskan Native																			
Black or African American																			
Hispanic																			
White			1	100.0%	1	100.0%									1	100.0%	1	100.0%	
Native Hawaiian or Pacific Islander																			
Unknown																			
Totals			1	100.0%	1	100.0%									1	100.0%	1	100.0%	



Information System Technician

Spring 2018

CIP Code: 47.0104

Curriculum Code:

ELT 0106

Program:

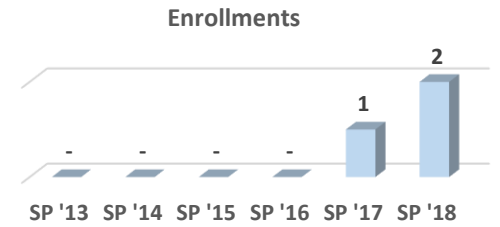
ST

Total Enrollment:	2	100.0%	Male:	1	50.0%	FT:		Avg Age:	21.2		
Minority:	1	50.0%	Female:	1	50.0%	PT:	2	100.0%	Feeder Enrl:	1	50.0%

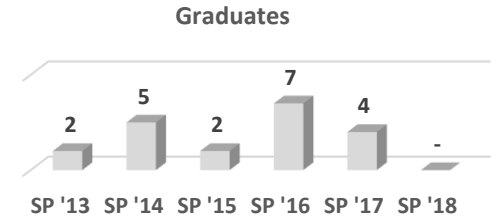
Feeder H.S. Enrollees	#	%
Carbondale		
Carterville		
Crab Orchard		
DuQuoin	1	50.0%
Elverado		
Herrin		
Johnston City		
Marion		
Murphysboro		
West Frankfort		
Trico		
Feeder H.S. Total	1	50.0%
Agape Christian		
GED		

Age	#	%
<= 17		
18-20	1	50.0%
21-25	1	50.0%
26-30		
31-40		
41-50		
51-60		
61-70		
71-80		
81+		
Unk		
Total	2	100.0%
Avg	21.2	
<21	1	50.0%
>60		

Enrollments	#
SP '13	-
SP '14	-
SP '15	-
SP '16	-
SP '17	1
SP '18	2



Graduates	#
SP '13	2
SP '14	5
SP '15	2
SP '16	7
SP '17	4
SP '18	-



Demographics	Male				Female				Grand Total											
	Full-time		Part-time		Male Total		Full-time		Part-time		Female Total		Full-time		Part-time		Grand Total			
	#	%	#	%	#	%	#	%	#	%	#	%	#	%	#	%	#	%		
Asian																				
American Indian / Alaskan Native																				
Black or African American								1	50.0%	1	50.0%			1	50.0%	1	50.0%	1	50.0%	
Hispanic																				
White			1	50.0%	1	50.0%									1	50.0%	1	50.0%	1	50.0%
Native Hawaiian or Pacific Islander																				
Unknown																				
Totals			1	50.0%	1	50.0%			1	50.0%	1	50.0%			2	100.0%	2	100.0%	2	100.0%

Short-Term Certificate

Medical Clerk

CIP Code: *51.0716*

Curriculum Code: *00BUS0017*



Medical Clerk

Summer 2017

CIP Code: 51.0716

Curriculum Code: 00BUS0017

Program: ST

Total Enrollment: 1 100.0%

Male: 1 100.0%

FT: 1 100.0%

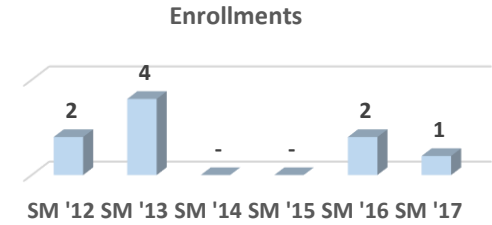
Avg Age: 44.4

Minority: Female: 1 100.0% PT: 1 100.0% Feeder Enrl:

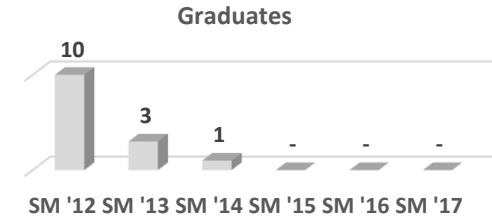
Feeder H.S. Enrollees	#	%
Carbondale		
Cartersville		
Crab Orchard		
DuQuoin		
Elverado		
Herrin		
Johnston City		
Marion		
Murphysboro		
West Frankfort		
Trico		
Feeder H.S. Total		
Agape Christian		
GED		

Age	#	%
<= 17		
18-20		
21-25		
26-30		
31-40		
41-50	1	100.0%
51-60		
61-70		
71-80		
81+		
Unk		
Total	1	100.0%
Avg	44.4	
<21		
>60		

Enrollments	#
SM '12	2
SM '13	4
SM '14	-
SM '15	-
SM '16	2
SM '17	1



Graduates	#
SM '12	10
SM '13	3
SM '14	1
SM '15	-
SM '16	-
SM '17	-



Demographics	Male				Female				Grand Total										
	Full-time		Part-time		Male Total		Full-time		Part-time		Female Total		Full-time		Part-time		Grand Total		
	#	%	#	%	#	%	#	%	#	%	#	%	#	%	#	%	#	%	
Asian																			
American Indian / Alaskan Native																			
Black or African American																			
Hispanic																			
White								1	100.0%	1	100.0%			1	100.0%	1	100.0%	1	100.0%
Native Hawaiian or Pacific Islander																			
Unknown																			
Totals								1	100.0%	1	100.0%			1	100.0%	1	100.0%	1	100.0%



Medical Clerk

CIP Code: 51.0716

Curriculum Code: 00BUS0017

Program: ST

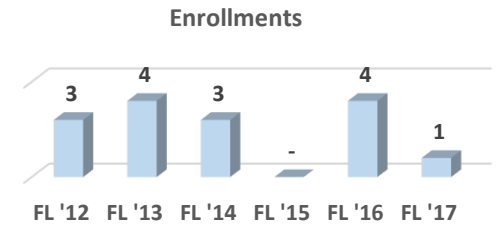
Fall 2017

Total Enrollment:	1 100.0%	Male:		FT:		Avg Age:	44.6
Minority:		Female:	1 100.0%	PT:	1 100.0%	Feeder Enrl:	

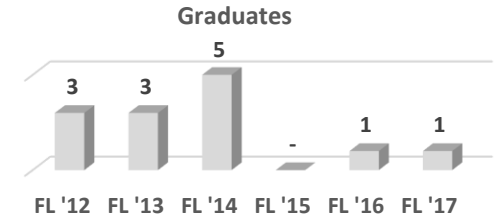
Feeder H.S. Enrollees	#	%
Carbondale		
Cartersville		
Crab Orchard		
DuQuoin		
Elverado		
Herrin		
Johnston City		
Marion		
Murphysboro		
West Frankfort		
Trico		
Feeder H.S. Total		
Agape Christian		
GED		

Age	#	%
<= 17		
18-20		
21-25		
26-30		
31-40		
41-50	1	100.0%
51-60		
61-70		
71-80		
81+		
Unk		
Total	1	100.0%
Avg	44.6	
<21		
>60		

Enrollments	#
FL '12	3
FL '13	4
FL '14	3
FL '15	-
FL '16	4
FL '17	1



Graduates	#
FL '12	3
FL '13	3
FL '14	5
FL '15	-
FL '16	1
FL '17	1



Demographics	Male				Female				Grand Total										
	Full-time		Part-time		Male Total		Full-time		Part-time		Female Total		Full-time		Part-time		Grand Total		
	#	%	#	%	#	%	#	%	#	%	#	%	#	%	#	%	#	%	
Asian																			
American Indian / Alaskan Native																			
Black or African American																			
Hispanic																			
White								1	100.0%	1	100.0%			1	100.0%	1	100.0%	1	100.0%
Native Hawaiian or Pacific Islander																			
Unknown																			
Totals								1	100.0%	1	100.0%			1	100.0%	1	100.0%	1	100.0%



Medical Clerk

Spring 2018

CIP Code: 51.0716

Curriculum Code: 00BUS0017

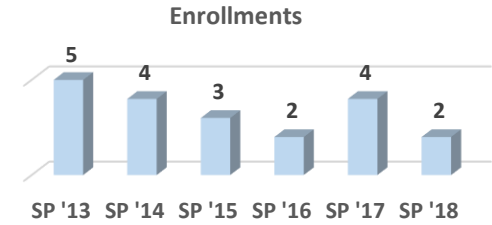
Program: ST

Total Enrollment:	2	100.0%	Male:		FT:	1	50.0%	Avg Age:	36.9	
Minority:	1	50.0%	Female:	2	PT:	1	50.0%	Feeder Enrl:	1	50.0%

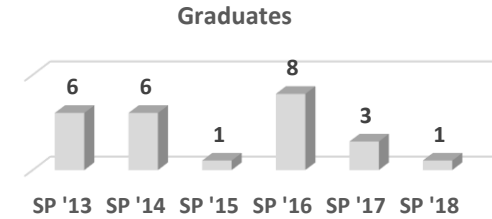
Feeder H.S. Enrollees	#	%
Carbondale		
Carterville		
Crab Orchard		
DuQuoin		
Elverado		
Herrin		
Johnston City		
Marion	1	50.0%
Murphysboro		
West Frankfort		
Trico		
Feeder H.S. Total	1	50.0%
Agape Christian		
GED	1	50.0%

Age	#	%
<= 17		
18-20		
21-25	1	50.0%
26-30		
31-40		
41-50	1	50.0%
51-60		
61-70		
71-80		
81+		
Unk		
Total	2	100.0%
Avg	36.9	
<21		
>60		

Enrollments	#
SP '13	5
SP '14	4
SP '15	3
SP '16	2
SP '17	4
SP '18	2



Graduates	#
SP '13	6
SP '14	6
SP '15	1
SP '16	8
SP '17	3
SP '18	1



Demographics	Male				Female				Grand Total											
	Full-time		Part-time		Male Total		Full-time		Part-time		Female Total		Full-time		Part-time		Grand Total			
	#	%	#	%	#	%	#	%	#	%	#	%	#	%	#	%	#	%		
Asian																				
American Indian / Alaskan Native																				
Black or African American							1	50.0%				1	50.0%	1	50.0%			1	50.0%	
Hispanic																				
White									1	50.0%	1	50.0%			1	50.0%			1	50.0%
Native Hawaiian or Pacific Islander																				
Unknown																				
Totals							1	50.0%	1	50.0%	2	100.0%	1	50.0%	1	50.0%	2	100.0%	2	100.0%

Short-Term Certificate

Medical Coding

CIP Code: 51.0713

Curriculum Code: HIT 2017



Medical Coding

Summer 2017

CIP Code: 51.0713

Curriculum Code:

HIT 2017

Program:

ST

Total Enrollment: 2 100.0%

Male: 2 100.0%

FT: 2 100.0%

Avg Age: 29.0

Minority:

Female: 2 100.0%

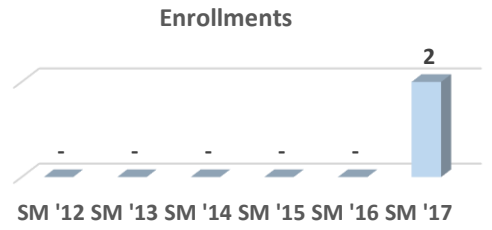
PT: 2 100.0%

Feeder Enrl: 1 50.0%

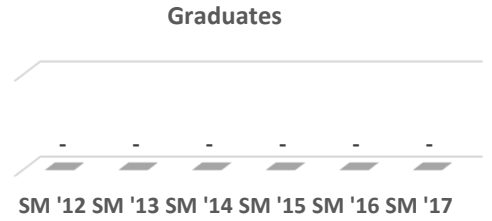
Feeder H.S. Enrollees	#	%
Carbondale		
Carterville	1	50.0%
Crab Orchard		
DuQuoin		
Elverado		
Herrin		
Johnston City		
Marion		
Murphysboro		
West Frankfort		
Trico		
Feeder H.S. Total	1	50.0%
Agape Christian		
GED	1	50.0%

Age	#	%
<= 17		
18-20		
21-25		
26-30	2	100.0%
31-40		
41-50		
51-60		
61-70		
71-80		
81+		
Unk		
Total	2	100.0%
Avg	29.0	
<21		
>60		

Enrollments	#
SM '12	-
SM '13	-
SM '14	-
SM '15	-
SM '16	-
SM '17	2



Graduates	#
SM '12	-
SM '13	-
SM '14	-
SM '15	-
SM '16	-
SM '17	-



Demographics	Male				Female				Grand Total										
	Full-time		Part-time		Male Total		Full-time		Part-time		Female Total		Full-time		Part-time		Grand Total		
	#	%	#	%	#	%	#	%	#	%	#	%	#	%	#	%	#	%	
Asian																			
American Indian / Alaskan Native																			
Black or African American																			
Hispanic																			
White								2	100.0%	2	100.0%			2	100.0%	2	100.0%	2	100.0%
Native Hawaiian or Pacific Islander																			
Unknown																			
Totals								2	100.0%	2	100.0%			2	100.0%	2	100.0%	2	100.0%



Medical Coding

Fall 2017

CIP Code: 51.0713

Curriculum Code:

HIT 2017

Program:

ST

Total Enrollment: 7 100.0%

Male: Female: 7 100.0%

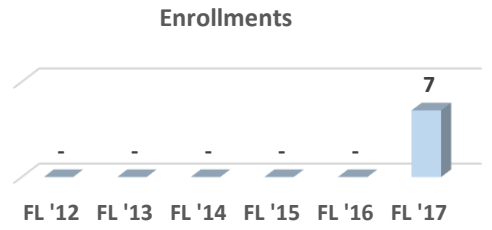
FT: 4 57.1%
PT: 3 42.9%

Avg Age: 29.7
Feeder Enrl: 5 71.4%

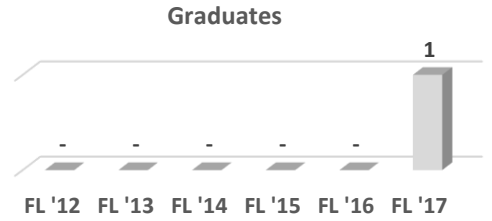
Feeder H.S. Enrollees	#	%
Carbondale		
Carterville		
Crab Orchard		
DuQuoin		
Elverado		
Herrin	3	42.9%
Johnston City		
Marion	2	28.6%
Murphysboro		
West Frankfort		
Trico		
Feeder H.S. Total	5	71.4%
Agape Christian		
GED	1	14.3%

Age	#	%
<= 17		
18-20	1	14.3%
21-25	1	14.3%
26-30	3	42.9%
31-40	1	14.3%
41-50	1	14.3%
51-60		
61-70		
71-80		
81+		
Unk		
Total	7	100.0%
Avg	29.7	
<21	1	14.3%
>60		

Enrollments	#
FL '12	-
FL '13	-
FL '14	-
FL '15	-
FL '16	-
FL '17	7



Graduates	#
FL '12	-
FL '13	-
FL '14	-
FL '15	-
FL '16	-
FL '17	1



Demographics	Male				Female				Grand Total										
	Full-time		Part-time		Male Total		Full-time		Part-time		Female Total		Full-time		Part-time		Grand Total		
	#	%	#	%	#	%	#	%	#	%	#	%	#	%	#	%	#	%	
Asian																			
American Indian / Alaskan Native																			
Black or African American																			
Hispanic																			
White							4	57.1%		3	42.9%	7	100.0%	4	57.1%	3	42.9%	7	100.0%
Native Hawaiian or Pacific Islander																			
Unknown																			
Totals							4	57.1%		3	42.9%	7	100.0%	4	57.1%	3	42.9%	7	100.0%



Medical Coding

Spring 2018

CIP Code: 51.0713

Curriculum Code:

HIT 2017

Program:

ST

Total Enrollment: 7 100.0%

Male: 7 100.0%

FT: 5 71.4%

Avg Age: 36.5

Minority:

Female: 7 100.0%

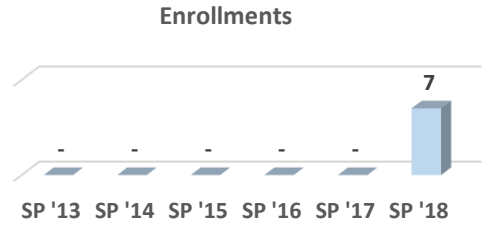
PT: 2 28.6%

Feeder Enrl: 4 57.1%

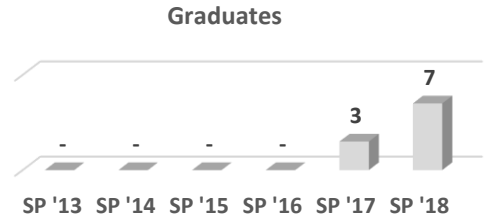
Feeder H.S. Enrollees	#	%
Carbondale		
Carterville		
Crab Orchard		
DuQuoin		
Elverado		
Herrin	2	28.6%
Johnston City		
Marion	2	28.6%
Murphysboro		
West Frankfort		
Trico		
Feeder H.S. Total	4	57.1%
Agape Christian		
GED	2	28.6%

Age	#	%
<= 17		
18-20		
21-25	1	14.3%
26-30	2	28.6%
31-40	1	14.3%
41-50	3	42.9%
51-60		
61-70		
71-80		
81+		
Unk		
Total	7	100.0%
Avg	36.5	
<21		
>60		

Enrollments	#
SP '13	-
SP '14	-
SP '15	-
SP '16	-
SP '17	-
SP '18	7



Graduates	#
SP '13	-
SP '14	-
SP '15	-
SP '16	-
SP '17	3
SP '18	7



Demographics	Male				Female				Grand Total										
	Full-time		Part-time		Male Total		Full-time		Part-time		Female Total		Full-time		Part-time		Grand Total		
	#	%	#	%	#	%	#	%	#	%	#	%	#	%	#	%	#	%	
Asian																			
American Indian / Alaskan Native																			
Black or African American																			
Hispanic																			
White							5	71.4%	2	28.6%	7	100.0%	5	71.4%	2	28.6%	7	100.0%	
Native Hawaiian or Pacific Islander																			
Unknown																			
Totals							5	71.4%	2	28.6%	7	100.0%	5	71.4%	2	28.6%	7	100.0%	

Short-Term Certificate

Nursing Assistant

CIP Code: *51.3902*

Curriculum Code: *00NAD0055*



Nursing Assistant

Summer 2017

CIP Code: 51.3902

Curriculum Code: 00NAD0055

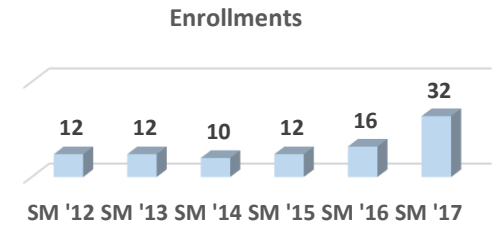
Program: ST

Total Enrollment:	32	100.0%	Male:	2	6.3%	FT:	20	62.5%	Avg Age:	21.3	
Minority:	4	12.5%	Female:	4	12.5%	PT:	12	37.5%	Feeder Enrl:	26	81.3%

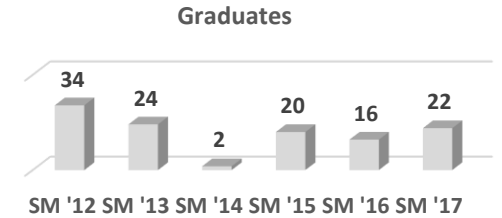
Feeder H.S. Enrollees	#	%
Carbondale	5	15.6%
Carterville	7	21.9%
Crab Orchard	1	3.1%
DuQuoin		
Elverado	2	6.3%
Herrin	1	3.1%
Johnston City	2	6.3%
Marion	1	3.1%
Murphysboro	4	12.5%
West Frankfort	1	3.1%
Trico	2	6.3%
Feeder H.S. Total	26	81.3%
Agape Christian		
GED		

Age	#	%
<= 17	15	46.9%
18-20	4	12.5%
21-25	10	31.3%
26-30	1	3.1%
31-40	1	3.1%
41-50		
51-60	1	3.1%
61-70		
71-80		
81+		
Unk		
Total	32	100.0%
Avg	21.3	
<21	19	59.4%
>60		

Enrollments	#
SM '12	12
SM '13	12
SM '14	10
SM '15	12
SM '16	16
SM '17	32



Graduates	#
SM '12	34
SM '13	24
SM '14	2
SM '15	20
SM '16	16
SM '17	22



Demographics	Male				Female				Grand Total									
	Full-time		Part-time		Male Total		Full-time		Part-time		Female Total		Full-time		Part-time		Grand Total	
	#	%	#	%	#	%	#	%	#	%	#	%	#	%	#	%	#	%
Asian							1	3.1%			1	3.1%	1	3.1%			1	3.1%
American Indian / Alaskan Native							1	3.1%			1	3.1%	1	3.1%			1	3.1%
Black or African American							1	3.1%	1	3.1%	2	6.3%	1	3.1%	1	3.1%	2	6.3%
Hispanic																		
White	1	3.1%			1	3.1%	15	46.9%	11	34.4%			16	50.0%	11	34.4%	27	84.4%
Native Hawaiian or Pacific Islander																		
Unknown	1	3.1%			1	3.1%							1	3.1%			1	3.1%
Totals	2	6.3%			2	6.3%	18	56.3%	12	37.5%	4	12.5%	20	62.5%	12	37.5%	32	100.0%



Nursing Assistant

Fall 2017

CIP Code: 51.3902

Curriculum Code: 00NAD0055

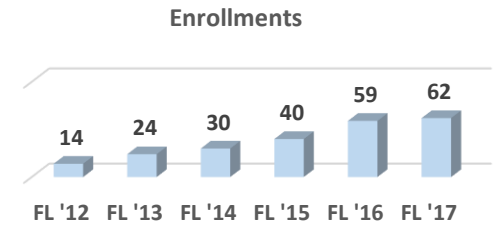
Program: ST

Total Enrollment:	62	100.0%	Male:	5	8.1%	FT:	13	21.0%	Avg Age:	19.9	
Minority:	4	6.5%	Female:	7	11.3%	PT:	49	79.0%	Feeder Enrl:	54	87.1%

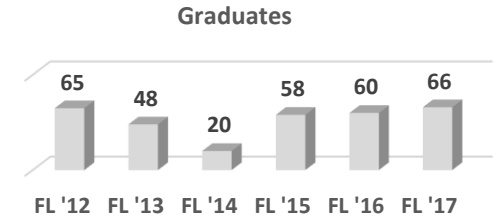
Feeder H.S. Enrollees	#	%
Carbondale	4	6.5%
Carterville	7	11.3%
Crab Orchard	1	1.6%
DuQuoin	8	12.9%
Elverado	2	3.2%
Herrin	1	1.6%
Johnston City	3	4.8%
Marion	5	8.1%
Murphysboro	9	14.5%
West Frankfort	12	19.4%
Trico	2	3.2%
Feeder H.S. Total	54	87.1%
Agape Christian		
GED	3	4.8%

Age	#	%
<= 17	45	72.6%
18-20	7	11.3%
21-25	5	8.1%
26-30	2	3.2%
31-40		
41-50	2	3.2%
51-60	1	1.6%
61-70		
71-80		
81+		
Unk		
Total	62	100.0%
Avg	19.9	
<21	52	83.9%
>60		

Enrollments	#
FL '12	14
FL '13	24
FL '14	30
FL '15	40
FL '16	59
FL '17	62



Graduates	#
FL '12	65
FL '13	48
FL '14	20
FL '15	58
FL '16	60
FL '17	66



Demographics	Male				Female				Grand Total									
	Full-time		Part-time		Male Total		Full-time		Part-time		Female Total		Full-time		Part-time		Grand Total	
	#	%	#	%	#	%	#	%	#	%	#	%	#	%	#	%	#	%
Asian							1	1.6%	1	1.6%			1	1.6%	1	1.6%	1	1.6%
American Indian / Alaskan Native																		
Black or African American							1	1.6%	1	1.6%	2	3.2%	1	1.6%	1	1.6%	2	3.2%
Hispanic									1	1.6%	1	1.6%			1	1.6%	1	1.6%
White	2	3.2%	2	3.2%	4	6.5%	10	16.1%	40	64.5%			12	19.4%	42	67.7%	54	87.1%
Native Hawaiian or Pacific Islander																		
Unknown			1	1.6%	1	1.6%			3	4.8%	3	4.8%			4	6.5%	4	6.5%
Totals	2	3.2%	3	4.8%	5	8.1%	11	17.7%	46	74.2%	7	11.3%	13	21.0%	49	79.0%	62	100.0%



Nursing Assistant

Spring 2018

CIP Code: 51.3902

Curriculum Code: 00NAD0055

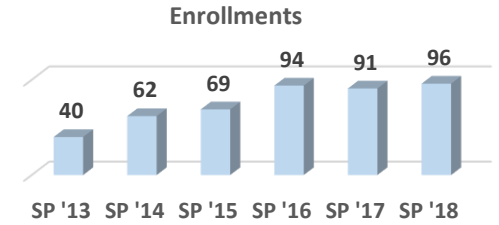
Program: ST

Total Enrollment:	96	100.0%	Male:	8	8.3%	FT:	12	12.5%	Avg Age:	18.2	
Minority:	6	6.3%	Female:	18	18.8%	PT:	84	87.5%	Feeder Enrl:	90	93.8%

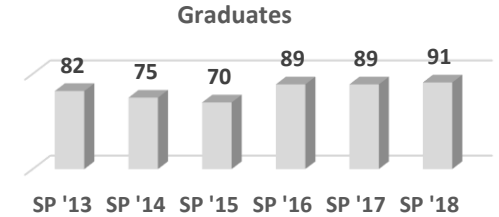
Feeder H.S. Enrollees	#	%
Carbondale	14	14.6%
Carterville	12	12.5%
Crab Orchard	1	1.0%
DuQuoin	9	9.4%
Elverado	2	2.1%
Herrin	12	12.5%
Johnston City	9	9.4%
Marion	13	13.5%
Murphysboro	3	3.1%
West Frankfort	15	15.6%
Trico		
Feeder H.S. Total	90	93.8%
Agape Christian		
GED	1	1.0%

Age	#	%
<= 17	59	61.5%
18-20	33	34.4%
21-25		
26-30		
31-40	2	2.1%
41-50	1	1.0%
51-60		
61-70		
71-80		
81+		
Unk	1	1.0%
Total	96	100.0%
Avg	18.2	
<21	92	95.8%
>60		

Enrollments	#
SP '13	40
SP '14	62
SP '15	69
SP '16	94
SP '17	91
SP '18	96



Graduates	#
SP '13	82
SP '14	75
SP '15	70
SP '16	89
SP '17	89
SP '18	91



Demographics	Male						Female						Grand Total						
	Full-time		Part-time		Male Total		Full-time		Part-time		Female Total		Full-time		Part-time		Grand Total		
	#	%	#	%	#	%	#	%	#	%	#	%	#	%	#	%	#	%	
Asian					1	1.0%					1	1.0%	1	1.0%			1	1.0%	
American Indian / Alaskan Native																			
Black or African American								4	4.2%	4	4.2%			4	4.2%			4	4.2%
Hispanic								1	1.0%	1	1.0%			1	1.0%			1	1.0%
White	1	1.0%	7	7.3%	8	8.3%	10	10.4%	60	62.5%			11	11.5%	67	69.8%	78	81.3%	
Native Hawaiian or Pacific Islander																			
Unknown								12	12.5%	12	12.5%			12	12.5%			12	12.5%
Totals	1	1.0%	7	7.3%	8	8.3%	11	11.5%	77	80.2%	18	18.8%	12	12.5%	84	87.5%	96	100.0%	

Short-Term Certificate

Office Supervision and Management - Office Assistant

CIP Code: *52.0401*

Curriculum Code: *00BUS0016*



Office Supervision and Management - Office Assistant

Summer 2017

CIP Code: 52.0401

Curriculum Code: 00BUS0016

Program: ST

Total Enrollment:

Male:

FT:

Avg Age:

Minority:

Female:

PT:

Feeder Enrl:

Feeder H.S. Enrollees

%

Carbondale		
Carterville		
Crab Orchard		
DuQuoin		
Elverado		
Herrin		
Johnston City		
Marion		
Murphysboro		
West Frankfort		
Trico		
Feeder H.S. Total		
Agape Christian		
GED		

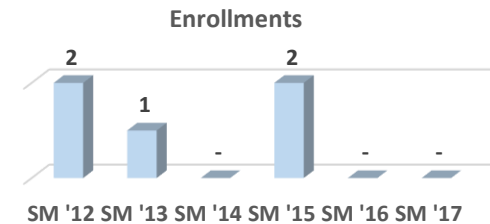
Age

%

<= 17		
18-20		
21-25		
26-30		
31-40		
41-50		
51-60		
61-70		
71-80		
81+		
Unk		
Total		
Avg		
<21		
>60		

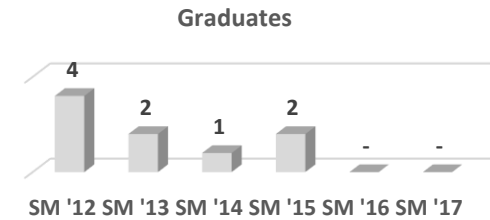
Enrollments

SM '12	2
SM '13	1
SM '14	-
SM '15	2
SM '16	-
SM '17	-



Graduates

SM '12	4
SM '13	2
SM '14	1
SM '15	2
SM '16	-
SM '17	-



Demographics	Male				Female				Grand Total										
	Full-time		Part-time		Male Total		Full-time		Part-time		Female Total		Full-time		Part-time		Grand Total		
	#	%	#	%	#	%	#	%	#	%	#	%	#	%	#	%	#	%	
Asian																			
American Indian / Alaskan Native																			
Black or African American																			
Hispanic																			
White																			
Native Hawaiian or Pacific Islander																			
Unknown																			
Totals																			



Office Supervision and Management - Office Assistant

Fall 2017

CIP Code: 52.0401

Curriculum Code: 00BUS0016

Program: ST

Total Enrollment:

Male:

FT:

Avg Age:

Minority:

Female:

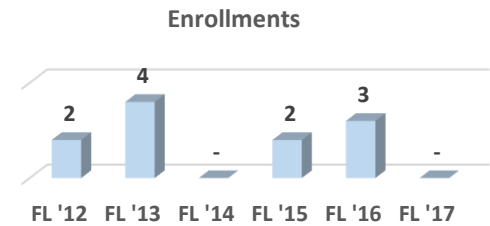
PT:

Feeder Enrl:

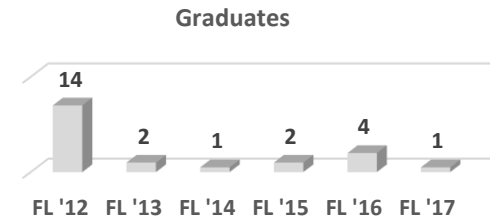
Feeder H.S. Enrollees	#	%
Carbondale		
Cartersville		
Crab Orchard		
DuQuoin		
Elverado		
Herrin		
Johnston City		
Marion		
Murphysboro		
West Frankfort		
Trico		
Feeder H.S. Total		
Agape Christian		
GED		

Age	#	%
<= 17		
18-20		
21-25		
26-30		
31-40		
41-50		
51-60		
61-70		
71-80		
81+		
Unk		
Total		
Avg		
<21		
>60		

Enrollments	
FL '12	2
FL '13	4
FL '14	-
FL '15	2
FL '16	3
FL '17	-



Graduates	
FL '12	14
FL '13	2
FL '14	1
FL '15	2
FL '16	4
FL '17	1



Demographics	Male				Female				Grand Total										
	Full-time		Part-time		Male Total		Full-time		Part-time		Female Total		Full-time		Part-time		Grand Total		
	#	%	#	%	#	%	#	%	#	%	#	%	#	%	#	%	#	%	
Asian																			
American Indian / Alaskan Native																			
Black or African American																			
Hispanic																			
White																			
Native Hawaiian or Pacific Islander																			
Unknown																			
Totals																			



Office Supervision and Management - Office Assistant

Spring 2018

CIP Code: 52.0401

Curriculum Code: 00BUS0016

Program: ST

Total Enrollment:
Minority:

Male:
Female:

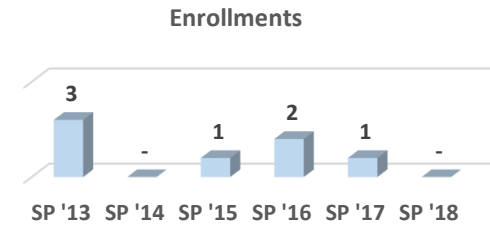
FT:
PT:

Avg Age:
Feeder Enrl:

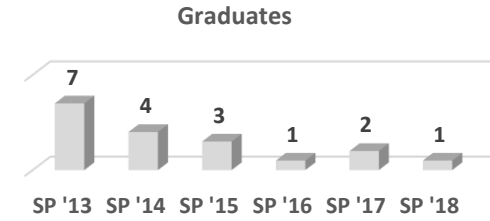
Feeder H.S. Enrollees	#	%
Carbondale		
Cartersville		
Crab Orchard		
DuQuoin		
Elverado		
Herrin		
Johnston City		
Marion		
Murphysboro		
West Frankfort		
Trico		
Feeder H.S. Total		
Agape Christian		
GED		

Age	#	%
<= 17		
18-20		
21-25		
26-30		
31-40		
41-50		
51-60		
61-70		
71-80		
81+		
Unk		
Total		
Avg		
<21		
>60		

Enrollments	#
SP '13	3
SP '14	-
SP '15	1
SP '16	2
SP '17	1
SP '18	-



Graduates	#
SP '13	7
SP '14	4
SP '15	3
SP '16	1
SP '17	2
SP '18	1



Demographics	Male				Female				Grand Total										
	Full-time		Part-time		Male Total		Full-time		Part-time		Female Total		Full-time		Part-time		Grand Total		
	#	%	#	%	#	%	#	%	#	%	#	%	#	%	#	%	#	%	
Asian																			
American Indian / Alaskan Native																			
Black or African American																			
Hispanic																			
White																			
Native Hawaiian or Pacific Islander																			
Unknown																			
Totals																			

Short-Term Certificate

Paint & Metal Technician - Auto Collision Technology

CIP Code: *47.0603*

Curriculum Code: *AUT 0115*



Paint & Metal Technician - Auto Collision Technology

Summer 2017

CIP Code: 47.0603

Curriculum Code: AUT 0115

Program: ST

Total Enrollment:

Male:

FT:

Avg Age:

Minority:

Female:

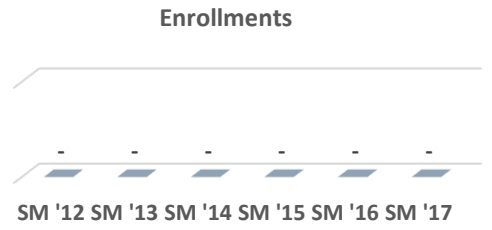
PT:

Feeder Enrl:

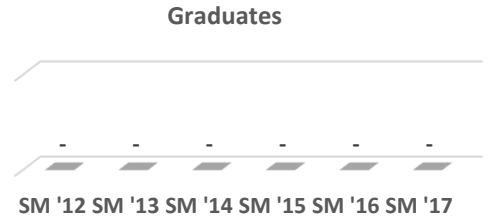
Feeder H.S. Enrollees	#	%
Carbondale		
Carterville		
Crab Orchard		
DuQuoin		
Elverado		
Herrin		
Johnston City		
Marion		
Murphysboro		
West Frankfort		
Trico		
Feeder H.S. Total		
Agape Christian		
GED		

Age	#	%
<= 17		
18-20		
21-25		
26-30		
31-40		
41-50		
51-60		
61-70		
71-80		
81+		
Unk		
Total		
Avg		
<21		
>60		

Enrollments	
SM '12	-
SM '13	-
SM '14	-
SM '15	-
SM '16	-
SM '17	-



Graduates	
SM '12	-
SM '13	-
SM '14	-
SM '15	-
SM '16	-
SM '17	-



Demographics	Male				Female				Grand Total										
	Full-time		Part-time		Male Total		Full-time		Part-time		Female Total		Full-time		Part-time		Grand Total		
	#	%	#	%	#	%	#	%	#	%	#	%	#	%	#	%	#	%	
Asian																			
American Indian / Alaskan Native																			
Black or African American																			
Hispanic																			
White																			
Native Hawaiian or Pacific Islander																			
Unknown																			
Totals																			



Paint & Metal Technician - Auto Collision Technology

Fall 2017

CIP Code: 47.0603

Curriculum Code: AUT 0115

Program: ST

Total Enrollment:
Minority:

Male:
Female:

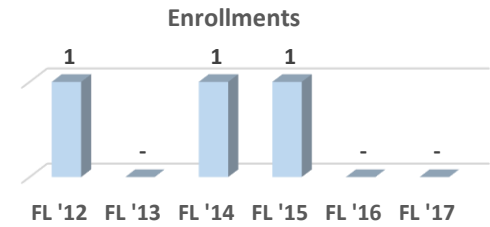
FT:
PT:

Avg Age:
Feeder Enrl:

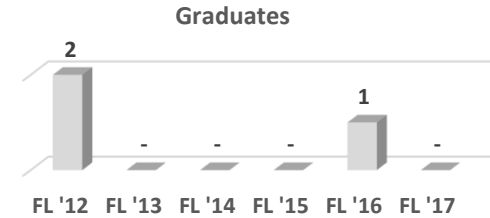
Feeder H.S. Enrollees	#	%
Carbondale		
Carterville		
Crab Orchard		
DuQuoin		
Elverado		
Herrin		
Johnston City		
Marion		
Murphysboro		
West Frankfort		
Trico		
Feeder H.S. Total		
Agape Christian		
GED		

Age	#	%
<= 17		
18-20		
21-25		
26-30		
31-40		
41-50		
51-60		
61-70		
71-80		
81+		
Unk		
Total		
Avg		
<21		
>60		

Enrollments	#
FL '12	1
FL '13	-
FL '14	1
FL '15	1
FL '16	-
FL '17	-



Graduates	#
FL '12	2
FL '13	-
FL '14	-
FL '15	-
FL '16	1
FL '17	-



Demographics	Male				Female				Grand Total										
	Full-time		Part-time		Male Total		Full-time		Part-time		Female Total		Full-time		Part-time		Grand Total		
	#	%	#	%	#	%	#	%	#	%	#	%	#	%	#	%	#	%	
Asian																			
American Indian / Alaskan Native																			
Black or African American																			
Hispanic																			
White																			
Native Hawaiian or Pacific Islander																			
Unknown																			
Totals																			



Paint & Metal Technician - Auto Collision Technology

Spring 2018

CIP Code: 47.0603

Curriculum Code: AUT 0115

Program: ST

Total Enrollment:

Male:

FT:

Avg Age:

Minority:

Female:

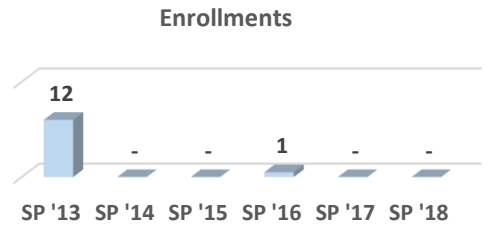
PT:

Feeder Enrl:

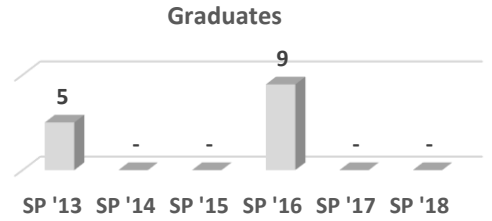
Feeder H.S. Enrollees	#	%
Carbondale		
Carterville		
Crab Orchard		
DuQuoin		
Elverado		
Herrin		
Johnston City		
Marion		
Murphysboro		
West Frankfort		
Trico		
Feeder H.S. Total		
Agape Christian		
GED		

Age	#	%
<= 17		
18-20		
21-25		
26-30		
31-40		
41-50		
51-60		
61-70		
71-80		
81+		
Unk		
Total		
Avg		
<21		
>60		

Enrollments	#
SP '13	12
SP '14	-
SP '15	-
SP '16	1
SP '17	-
SP '18	-



Graduates	#
SP '13	5
SP '14	-
SP '15	-
SP '16	9
SP '17	-
SP '18	-



Demographics	Male				Female				Grand Total										
	Full-time		Part-time		Male Total		Full-time		Part-time		Female Total		Full-time		Part-time		Grand Total		
	#	%	#	%	#	%	#	%	#	%	#	%	#	%	#	%	#	%	
Asian																			
American Indian / Alaskan Native																			
Black or African American																			
Hispanic																			
White																			
Native Hawaiian or Pacific Islander																			
Unknown																			
Totals																			

Short-Term Certificate

Welding Technology

CIP Code: *48.0508*

Curriculum Code: *00WEL0060*



Welding Technology

Summer 2017

CIP Code: 48.0508

Curriculum Code: 00WEL0060

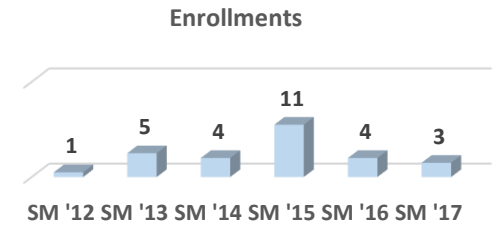
Program: ST

Total Enrollment:	3 100.0%	Male:	3 100.0%	FT:	1 33.3%	Avg Age:	45.0
Minority:		Female:		PT:	2 66.7%	Feeder Enrl:	

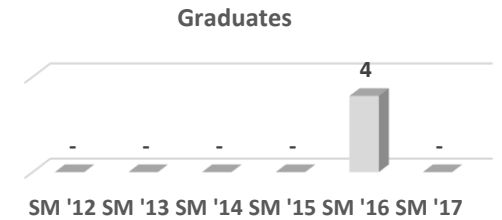
Feeder H.S. Enrollees	#	%
Carbondale		
Carterville		
Crab Orchard		
DuQuoin		
Elverado		
Herrin		
Johnston City		
Marion		
Murphysboro		
West Frankfort		
Trico		
Feeder H.S. Total		
Agape Christian		
GED	1	33.3%

Age	#	%
<= 17		
18-20		
21-25		
26-30		
31-40	2	66.7%
41-50		
51-60	1	33.3%
61-70		
71-80		
81+		
Unk		
Total	3	100.0%
Avg	45.0	
<21		
>60		

Enrollments	#
SM '12	1
SM '13	5
SM '14	4
SM '15	11
SM '16	4
SM '17	3



Graduates	#
SM '12	-
SM '13	-
SM '14	-
SM '15	-
SM '16	4
SM '17	-



Demographics	Male				Female				Grand Total										
	Full-time		Part-time		Male Total		Full-time		Part-time		Female Total		Full-time		Part-time		Grand Total		
	#	%	#	%	#	%	#	%	#	%	#	%	#	%	#	%	#	%	
Asian																			
American Indian / Alaskan Native																			
Black or African American																			
Hispanic																			
White	1	33.3%	2	66.7%	3	100.0%							1	33.3%	2	66.7%	3	100.0%	
Native Hawaiian or Pacific Islander																			
Unknown																			
Totals	1	33.3%	2	66.7%	3	100.0%							1	33.3%	2	66.7%	3	100.0%	



Welding Technology

Fall 2017

CIP Code: 48.0508

Curriculum Code: 00WEL0060

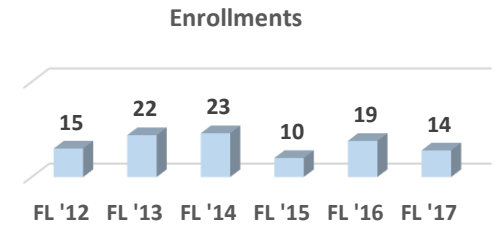
Program: ST

Total Enrollment:	14	100.0%	Male:	13	92.9%	FT:	11	78.6%	Avg Age:	28.5	
Minority:	2	14.3%	Female:	1	7.1%	PT:	3	21.4%	Feeder Enrl:	8	57.1%

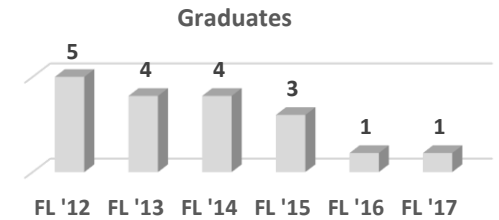
Feeder H.S. Enrollees	#	%
Carbondale	2	14.3%
Carterville	1	7.1%
Crab Orchard		
DuQuoin		
Elverado		
Herrin		
Johnston City	1	7.1%
Marion	4	28.6%
Murphysboro		
West Frankfort		
Trico		
Feeder H.S. Total	8	57.1%
Agape Christian		
GED	2	14.3%

Age	#	%
<= 17		
18-20	5	35.7%
21-25	3	21.4%
26-30	2	14.3%
31-40	2	14.3%
41-50	1	7.1%
51-60	1	7.1%
61-70		
71-80		
81+		
Unk		
Total	14	100.0%
Avg	28.5	
<21	5	35.7%
>60		

Enrollments	#
FL '12	15
FL '13	22
FL '14	23
FL '15	10
FL '16	19
FL '17	14



Graduates	#
FL '12	5
FL '13	4
FL '14	4
FL '15	3
FL '16	1
FL '17	1



Demographics	Male				Female				Grand Total									
	Full-time		Part-time		Male Total		Full-time		Part-time		Female Total		Full-time		Part-time		Grand Total	
	#	%	#	%	#	%	#	%	#	%	#	%	#	%	#	%	#	%
Asian																		
American Indian / Alaskan Native																		
Black or African American	2	14.3%			2	14.3%							2	14.3%			2	14.3%
Hispanic																		
White	9	64.3%	2	14.3%	11	78.6%			1	7.1%	1	7.1%	9	64.3%	3	21.4%	12	85.7%
Native Hawaiian or Pacific Islander																		
Unknown																		
Totals	11	78.6%	2	14.3%	13	92.9%			1	7.1%	1	7.1%	11	78.6%	3	21.4%	14	100.0%



Welding Technology

Spring 2018

CIP Code: 48.0508

Curriculum Code: 00WEL0060

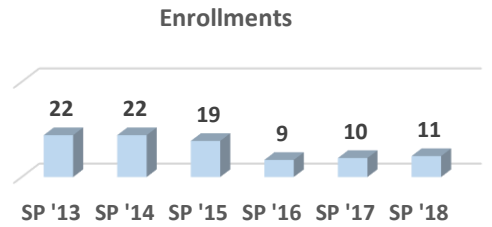
Program: ST

Total Enrollment:	11	100.0%	Male:	9	81.8%	FT:	7	63.6%	Avg Age:	28.2	
Minority:	3	27.3%	Female:	2	18.2%	PT:	4	36.4%	Feeder Enrl:	2	18.2%

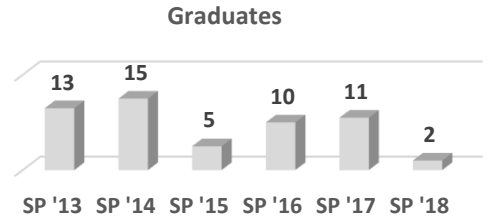
Feeder H.S. Enrollees	#	%
Carbondale	1	9.1%
Carterville		
Crab Orchard		
DuQuoin		
Elverado		
Herrin	1	9.1%
Johnston City		
Marion		
Murphysboro		
West Frankfort		
Trico		
Feeder H.S. Total	2	18.2%
Agape Christian		
GED	2	18.2%

Age	#	%
<= 17	1	9.1%
18-20		
21-25	3	27.3%
26-30	4	36.4%
31-40	3	27.3%
41-50		
51-60		
61-70		
71-80		
81+		
Unk		
Total	11	100.0%
Avg	28.2	
<21	1	9.1%
>60		

Enrollments	#
SP '13	22
SP '14	22
SP '15	19
SP '16	9
SP '17	10
SP '18	11



Graduates	#
SP '13	13
SP '14	15
SP '15	5
SP '16	10
SP '17	11
SP '18	2



Demographics	Male						Female						Grand Total						
	Full-time		Part-time		Male Total		Full-time		Part-time		Female Total		Full-time		Part-time		Grand Total		
	#	%	#	%	#	%	#	%	#	%	#	%	#	%	#	%	#	%	
Asian																			
American Indian / Alaskan Native																			
Black or African American	2	18.2%	1	9.1%	3	27.3%							2	18.2%	1	9.1%	3	27.3%	
Hispanic																			
White	3	27.3%	3	27.3%	6	54.5%	2	18.2%			2	18.2%	5	45.5%	3	27.3%	8	72.7%	
Native Hawaiian or Pacific Islander																			
Unknown																			
Totals	5	45.5%	4	36.4%	9	81.8%	2	18.2%			2	18.2%	7	63.6%	4	36.4%	11	100.0%	